

Electronic supplementary materials

For <https://doi.org/10.1631/jzus.A2200490>

Co₃O₄-ZnO/rGO catalyst preparation and rhodamine B degradation by sulfate radical photocatalysis

Zhanmei ZHANG^{1,2}, Yi ZHANG¹, Xilin CHEN¹, Ziran HUANG¹, Zuqin ZOU¹, Huaili ZHENG³

¹Key Laboratory of Hydraulic and Waterway Engineering of the Ministry of Education, School of River and Ocean Engineering, Chongqing Jiaotong University, Chongqing 400074, China

²National Engineering Research Center for Inland Waterway Regulation, Chongqing 400074, China

³College of Environment and Ecology, Chongqing University, Chongqing 400044, China




Fig. S1. SEM image of Co₃O₄/rGO (a), ZnO/rGO (b).

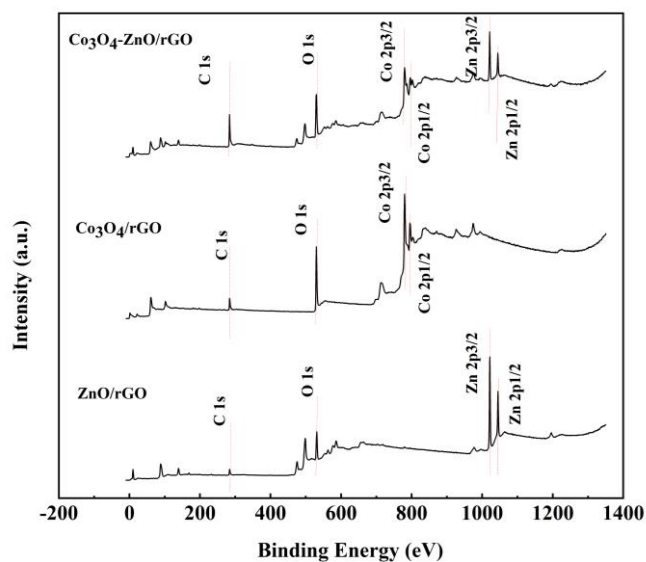


Fig. S2. XPS spectra of $\text{Co}_3\text{O}_4\text{-ZnO/rGO}$, $\text{Co}_3\text{O}_4\text{/rGO}$ and ZnO/rGO .

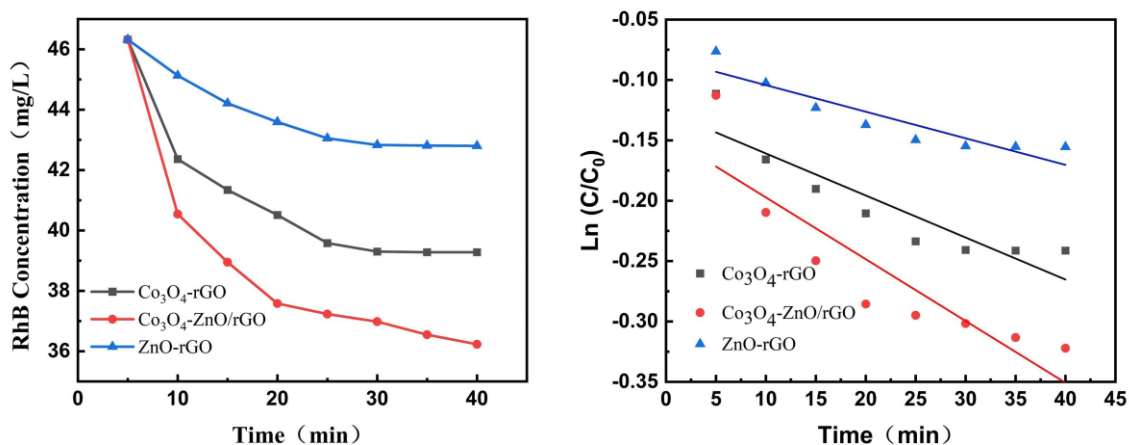


Fig. S3. Degradation of RhB in PMS system.

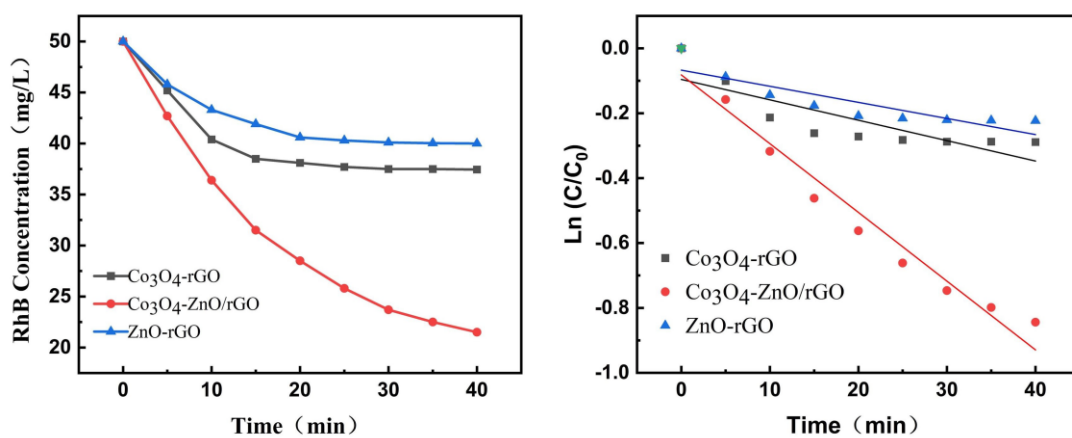


Fig. S4. Degradation of RhB in photocatalytic system.

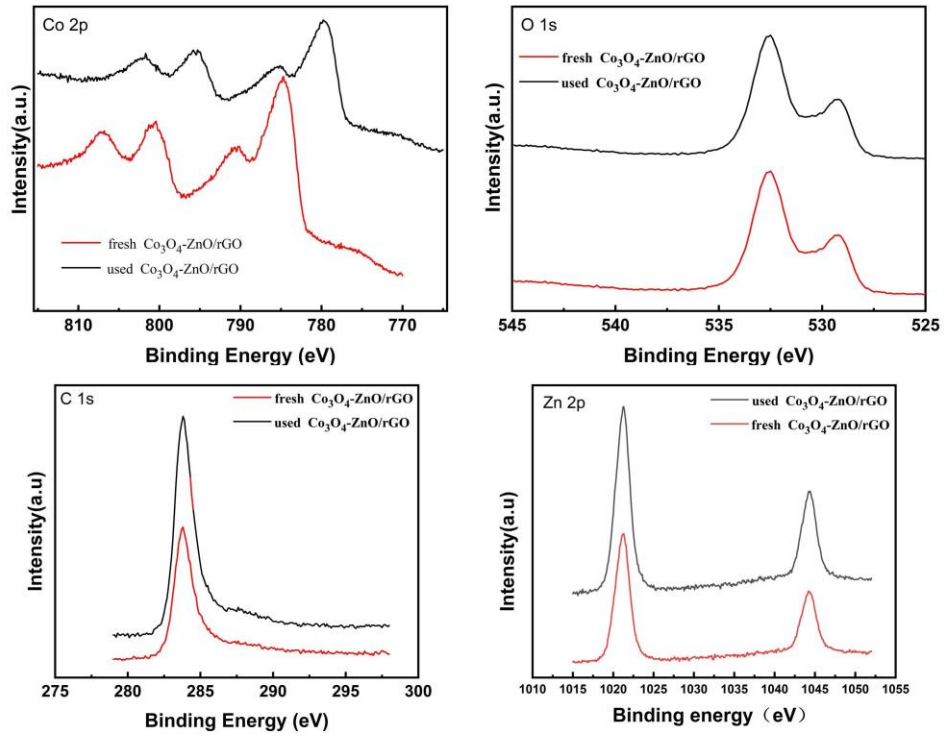


Fig. S5. XPS spectra of elements of $\text{Co}_3\text{O}_4\text{-ZnO/rGO}$ before and after use

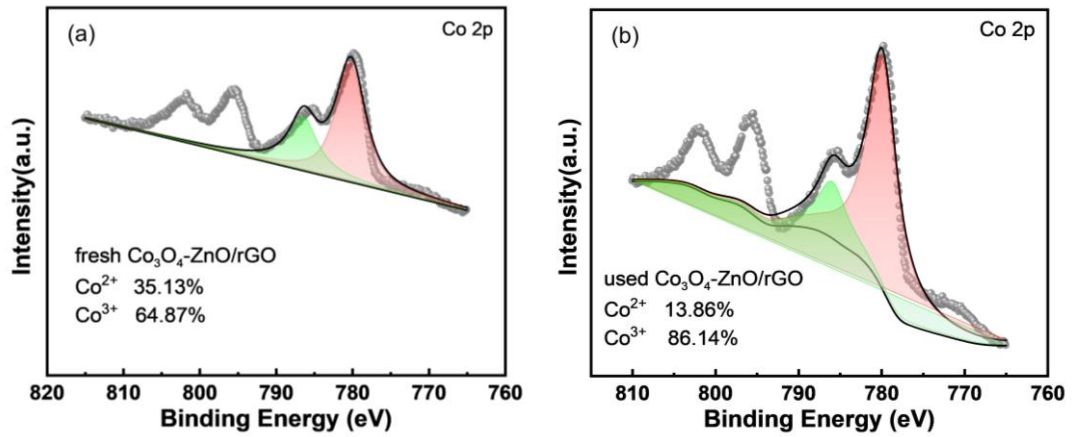


Fig. S6. XPS spectra of Co valence state changes before and after the reaction.