Cite this as: Xin-yan YU, Yi ZHAO, Xiao-xiao SONG, Zhen-ya SONG, 2014Association between non-alcoholic fatty liver disease and arterial stiffness in the non-obese, non-hypertensive, and non-diabetic young and middle-aged Chinese population. *Journal of Zhejiang University-Science B (Biomedicine & Biotechnology)*, **15**(10):879-887. [doi:10.1631/jzus.B1400028]

Association between non-alcoholic fatty liver disease and arterial stiffness in the non-obese, non-hypertensive, and non-diabetic young and middle-aged Chinese population

Key words: Non-alcoholic fatty liver disease, Arterial stiffness, Brachial-ankle pulse wave velocity, Risk factor

Research Summary

This article mainly focus on investigate the association between non-alcoholic fatty liver disease and arterial stiffness in the non-obese, non-hypertensive, and non-diabetic young and middle-aged Chinese population

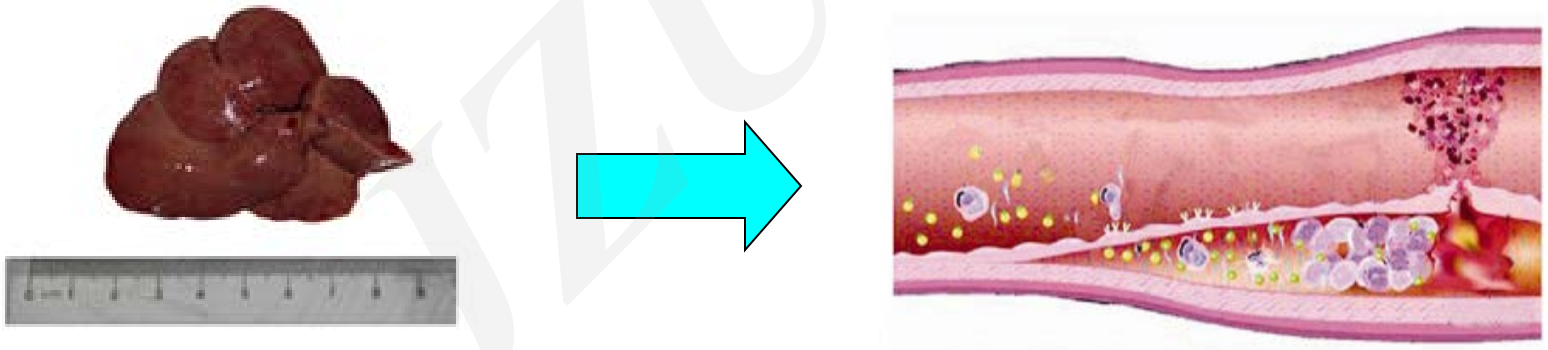

Innovation points

The presence of NAFLD is associated with arterial stiffness as measured by baPWV in the non-obese, non-hypertensive, and non-diabetic young and middle-aged Chinese population

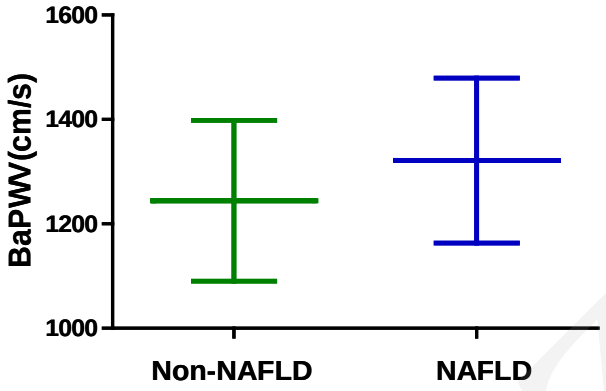

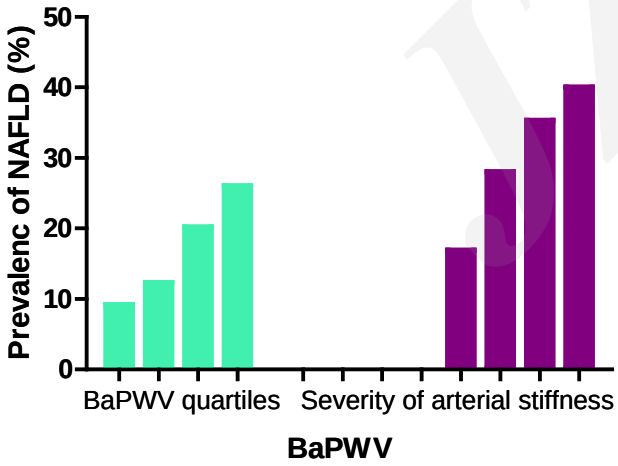

Table 3 Multiple linear regression analysis to identify variables affecting baPWV	
Age <0.001	<0.001
Male gender	<0.001
Systolic blood pressure	<0.001
BMI	<0.001
Waist circumference	0.805
Triglyceride	0.525
HDL-C	0.340
LDL-C	0.651
ALT	0.140
sUA	0.951
CRP	0.016
HOMA-IR	0.020
HbA1c	0.415
NAFLD	**0.006**