

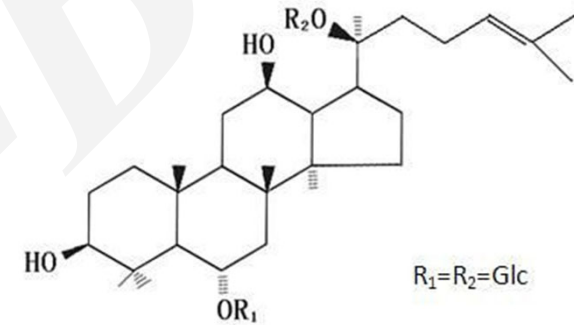
Cite this as: Hai-tao YU, Juan ZHEN, Bo PANG, Jin-ning GU, Sui-sheng WU, 2015.
Ginsenoside Rg1 ameliorates oxidative stress and myocardial apoptosis in streptozotocin-
induced diabetic rats. *Journal of Zhejiang University-Science B (Biomedicine & Biotechnology)*,
16(5):344-354. [doi:10.1631/jzus.B1400204]

Ginsenoside Rg1 ameliorates oxidative stress and myocardial apoptosis in streptozotocin-induced diabetic rats

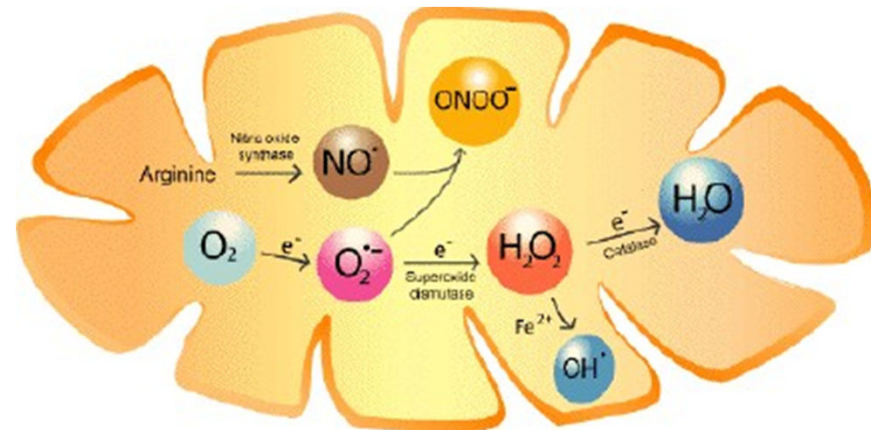
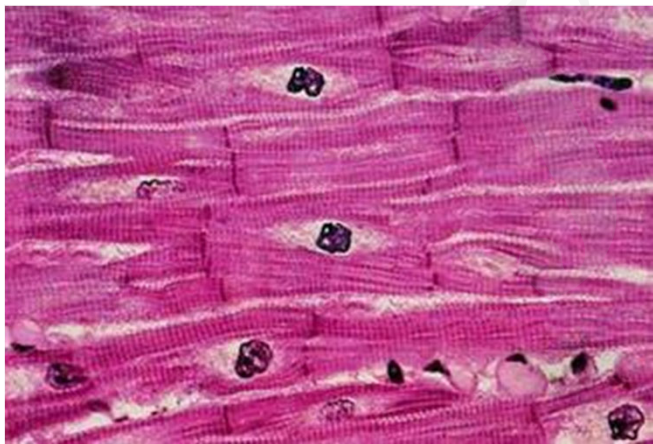
Key words: Ginsenoside Rg1, Diabetic cardiomyopathy, Oxidative stress, Apoptosis, Caspase-3 (CASP3)

Research Summary

This article mainly focused on cardioprotective effects of ginsenoside Rg1 in streptozotocin-induced diabetic rats

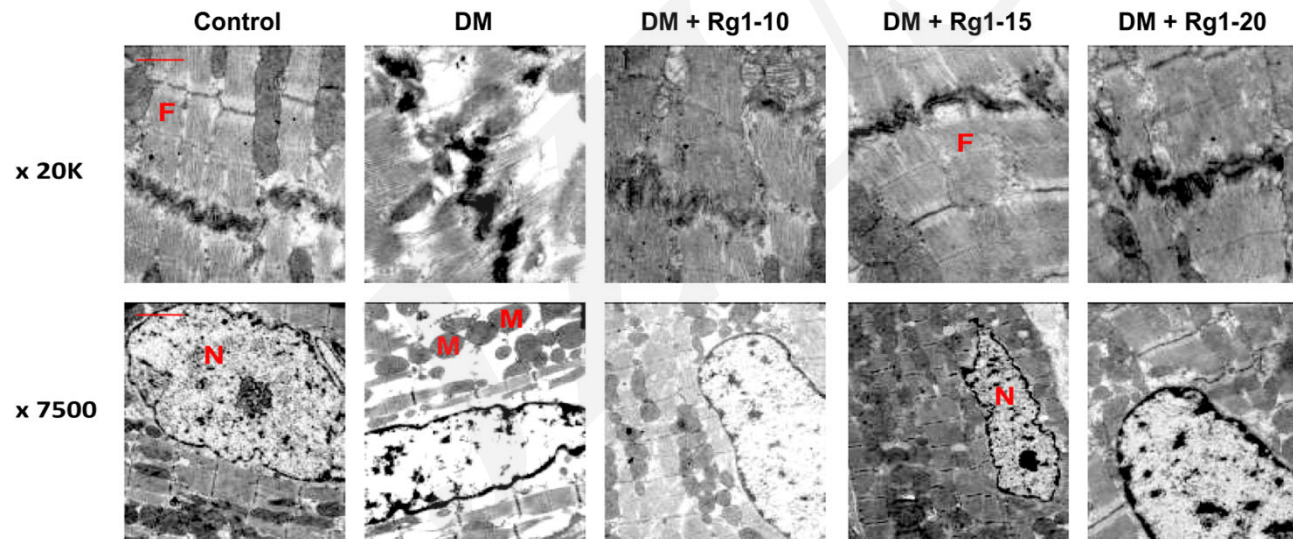


- Reduced oxidative stress
- Attenuated myocardial apoptosis



Important conclusions

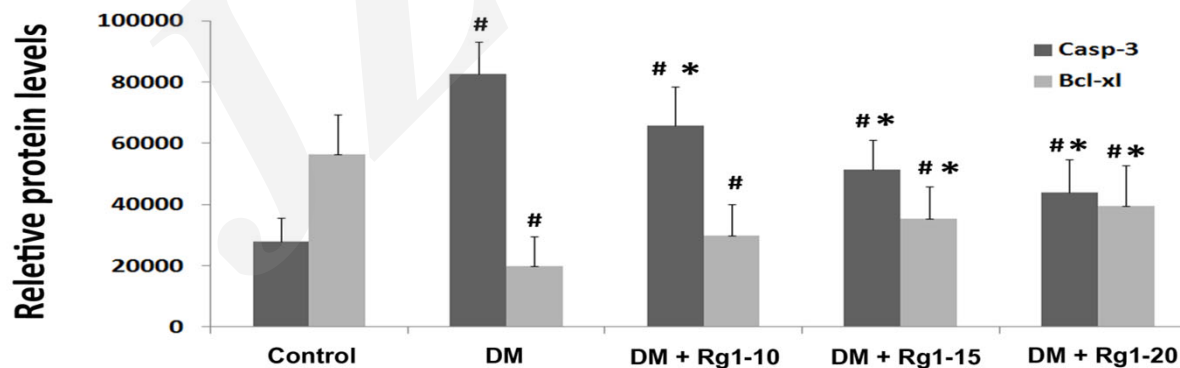
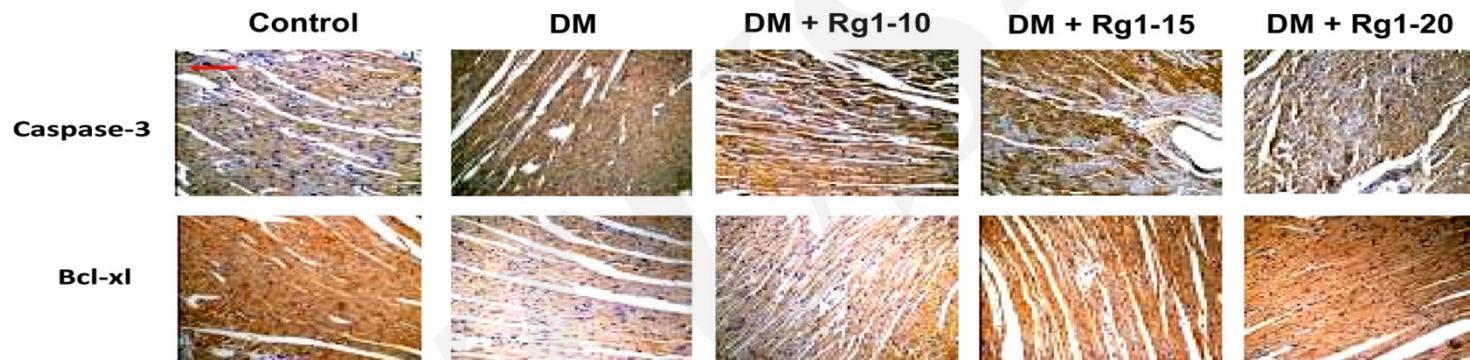
- 1 | Lessened ultrastructural disorders in diabetic myocardium
- 2 | Reduced in serum and myocardial levels of malondialdehyde
- 3 | Increased levels of the antioxidants superoxide dismutase, catalase, and glutathione peroxidase



Important conclusions

3 | Reduced serum levels of creatinine kinase MB and cardiac troponin I

4 | Reduced levels of CASP3 and increased levels of Bcl-xl in the diabetic myocardium



Important conclusions

5 | Reduced myocardial apoptosis in TUNEL staining

