

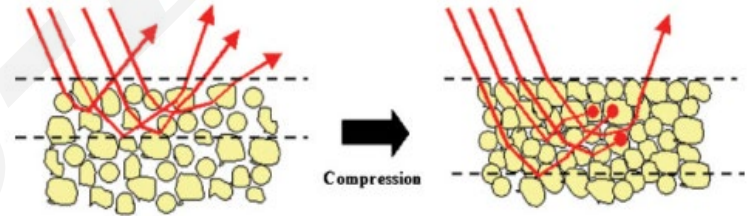
Cite this as: Si-jun WU, Ping QIU, Pian LI, Zheng LI, Wen-long LI, 2020. A near-infrared spectroscopy-based end-point determination method for the blending process of Dahuang soda tablets. *Journal of Zhejiang University-Science B (Biomedicine & Biotechnology)*, **21**(11):897-910.
<http://doi.org/10.1631/jzus.B2000417>

A near-infrared spectroscopy-based end-point determination method for the blending process of Dahuang soda tablets

Key words: Process analytical technology, Blending process, Near-infrared spectroscopy, End-point determination

Research Summary

This review mainly focused on developing a more robust model. The model with density effect showed better prediction performance.

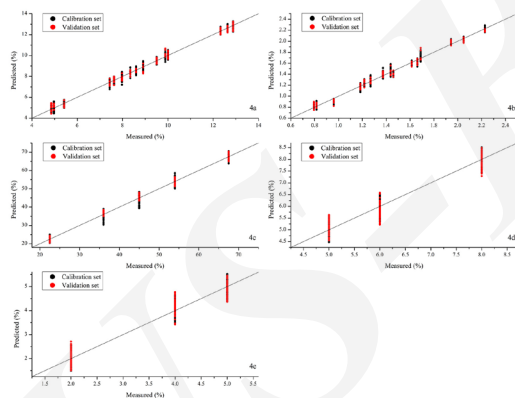
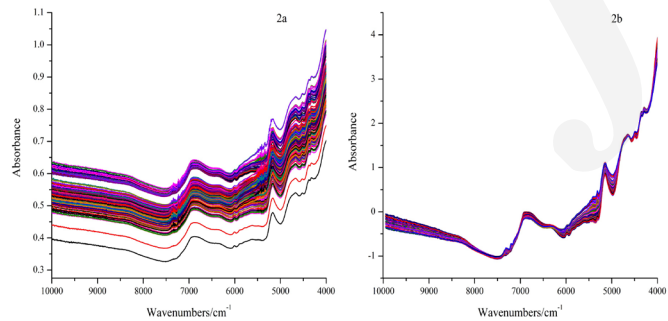
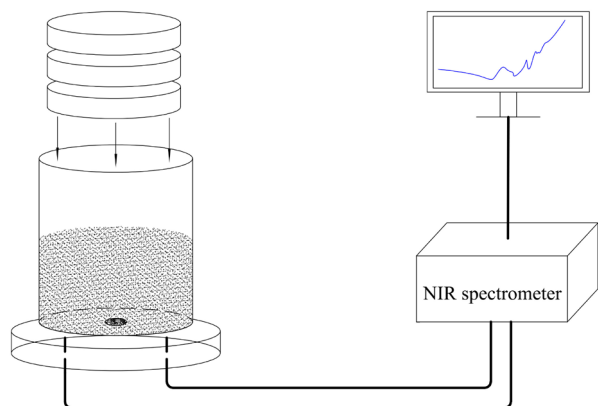


Accurate monitoring of the end point of the mixing process

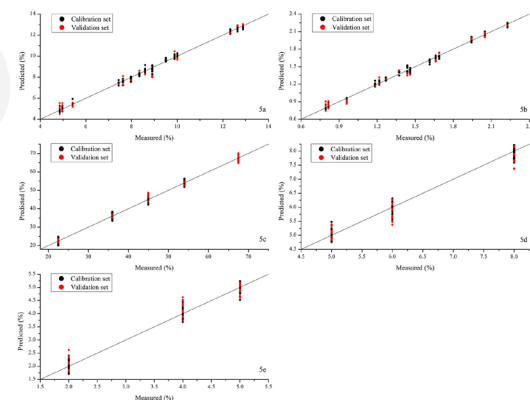
- **Fast, non-invasive testing**
- **Environmental friendly**
- **Timely feedback**

Improve product quality consistency

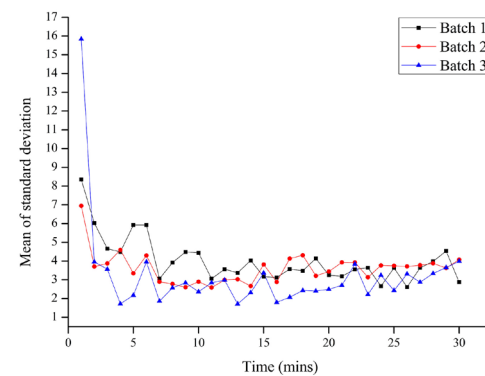
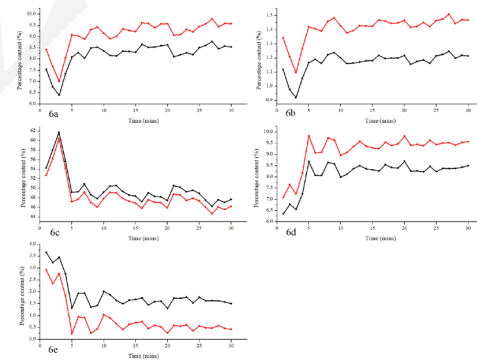
Innovation points



Model with density effect



Model without density effect



Innovation points

- 1 | The density variables were included in the model through the gravity of the discus.**
- 2 | Both qualitative and quantitative methods were used to determine the end-point.**
- 3 | Realize the end-point discrimination of APIs and three kinds of excipients at the same time.**