

Cite this as: Mengyao LI, Jie LI, Haohan TAN, Ya LUO, Yong ZHANG, Qing CHEN, Yan WANG, Yuanxiu LIN, Yunting ZHANG, Xiaorong WANG, Haoru TANG. Comparative metabolomics provides novel insights into the basis of petiole color differences in celery (*Apium graveolens* L.)[J]. Journal of Zhejiang University Science B, 2022, 23(4): 300-314.

<https://doi.org/10.1631/jzus.B2100806>

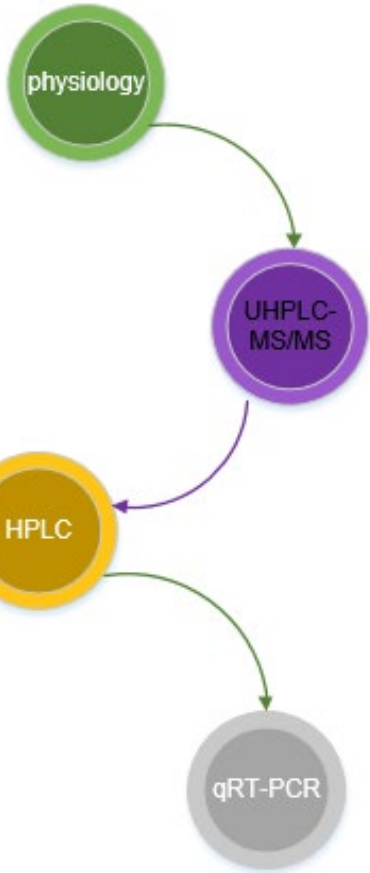
Comparative metabolomics provides novel insights into the basis of petiole color differences in celery (*Apium graveolens* L.)

Key words: Celery; Metabolites; Anthocyanin; Chlorophyll; Petiole color

Research Summary

This study explore the four varieties of celery petiole color change mechanism, and sums up the several aspects:

- **Phenotype and Physiology of Celery**
- **Metabolic analysis**
- **HPLC and qRT-PCR verification**



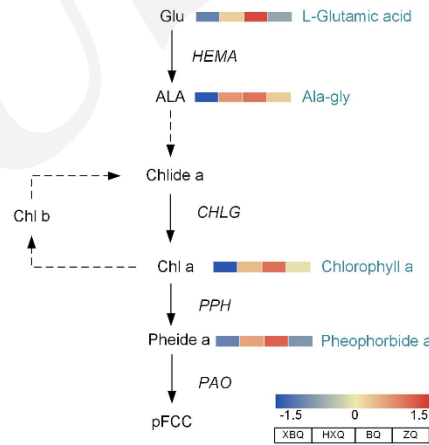
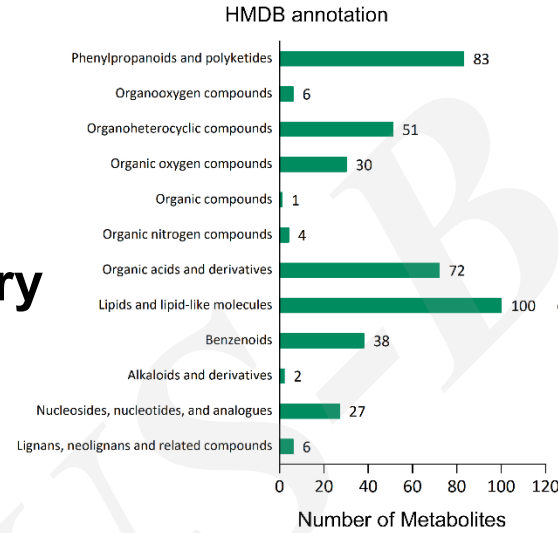
Innovation points

- Combined with physiology and metabolism, HPLC, genetic analysis of celery color

- Study the high content of nutrients that different colors of celery are rich in

- Provide the mechanism for celery petiole color formation

A



B

