

Cite this as: Xinyi WEI, Conghui WANG, Sangsang TANG, Qian YANG, Zhangjin SHEN, Jiawei ZHU, Xiaodong CHENG, Xinyu WANG, Xing XIE, Junfen XU, Weiguo LU. *RAD51B-AS1* promotes the malignant biological behavior of ovarian cancer through upregulation of *RAD51B*[J]. Journal of Zhejiang University Science B, 2024, 25(7): 581-593.

<http://doi.org/10.1631/jzus.B2300154>

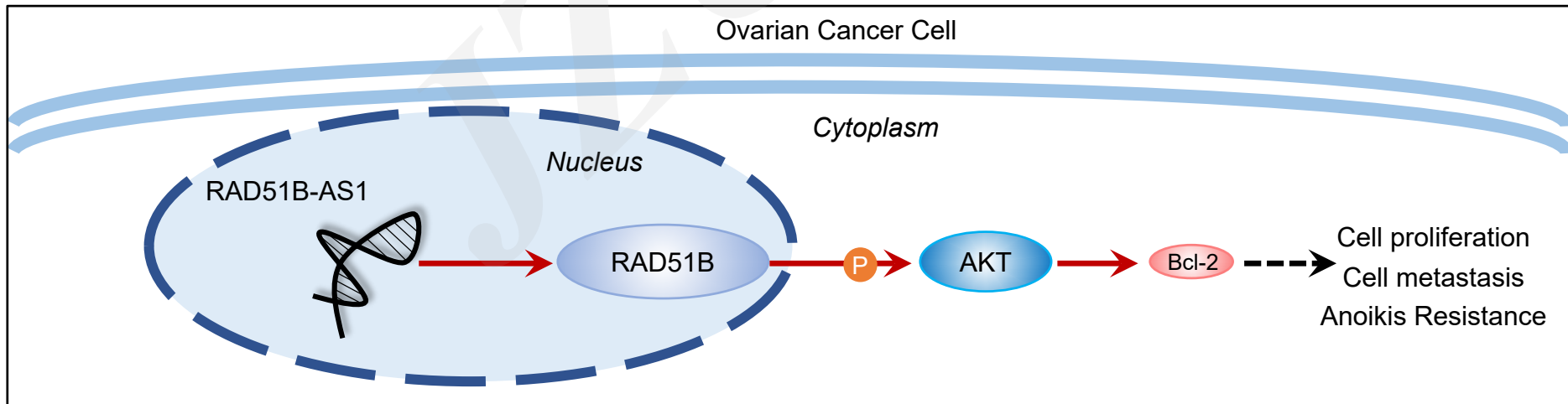
RAD51B-AS1* promotes the malignant biological behavior of ovarian cancer through upregulation of *RAD51B

Key words: Ovarian cancer; LncRNA; Metastasis; Anoikis

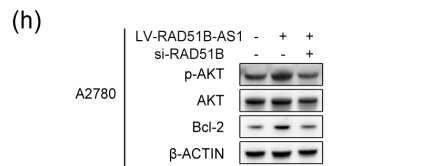
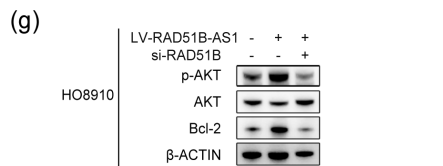
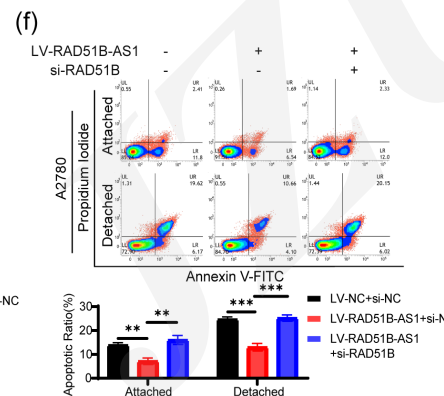
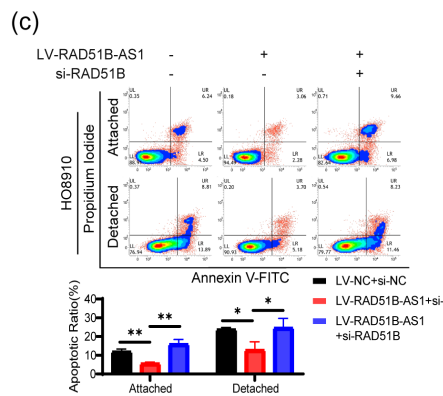
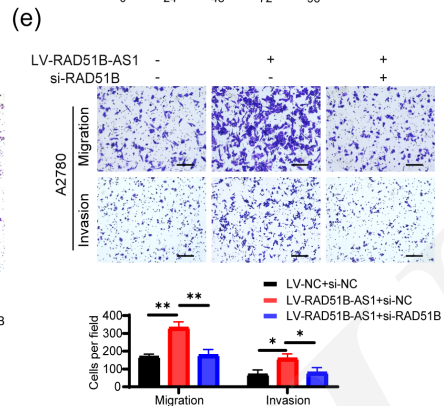
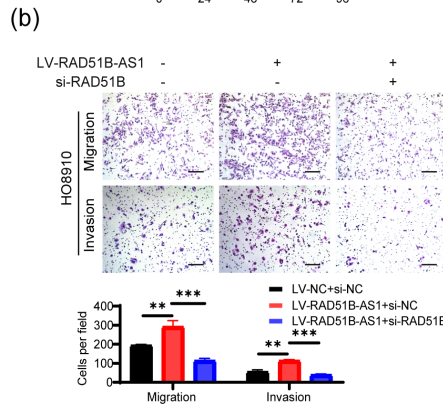
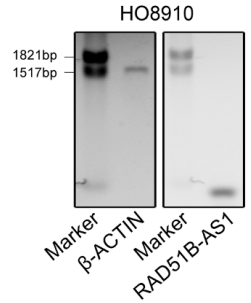
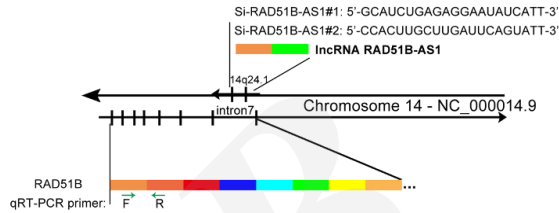
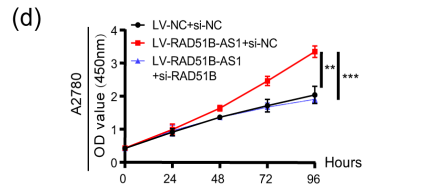
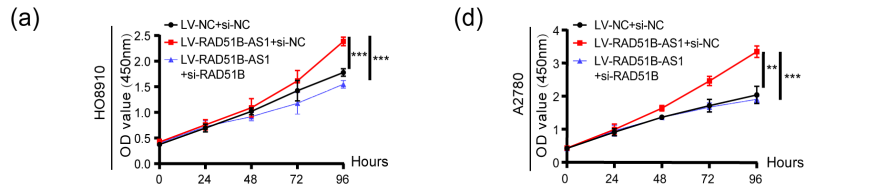
Research Summary

This article mainly focused on the function and mechanism of a novel lncRNA RAD51B-AS1, and summarized the key roles they played in the following aspects:

- Cell growth and proliferation
- Cell metastasis and anoikis resistance
- Tumorigenesis and progression of ovarian cancer
- Gene regulation
- Poor prognosis of ovarian cancer



Innovation points



- The first to uncover an uncharacterized and novel lncRNA RAD51B-AS1, which was expressed at high levels in OC tissues and a highly metastatic human OC cell line.
- RAD51B-AS1 enhances OC proliferation, metastasis and anoikis resistance and Akt/Bcl-2 pathway.
- These effects of RAD51B-AS1 may involve positive regulation of RAD51B expression.
- High expression of RAD51B-AS1 predicts poor prognosis of OC.