

***Cite this as:*** Ru HE, Hongyi JIANG, Chengchi ZHANG, Yuan CHEN, Wenshun LIU, Xinyue DENG, Xiaozheng ZHU, Yunye LIU, Chuanming ZHENG, Yining ZHANG, Chengying SHAO, Yanting DUAN, Jiajie XU. CXCL16 promotes proliferation of head and neck squamous cell carcinoma by regulating GPX1-mediated antioxidant levels[J]. Journal of Zhejiang University Science B, 2025, 26(1): 92-106.

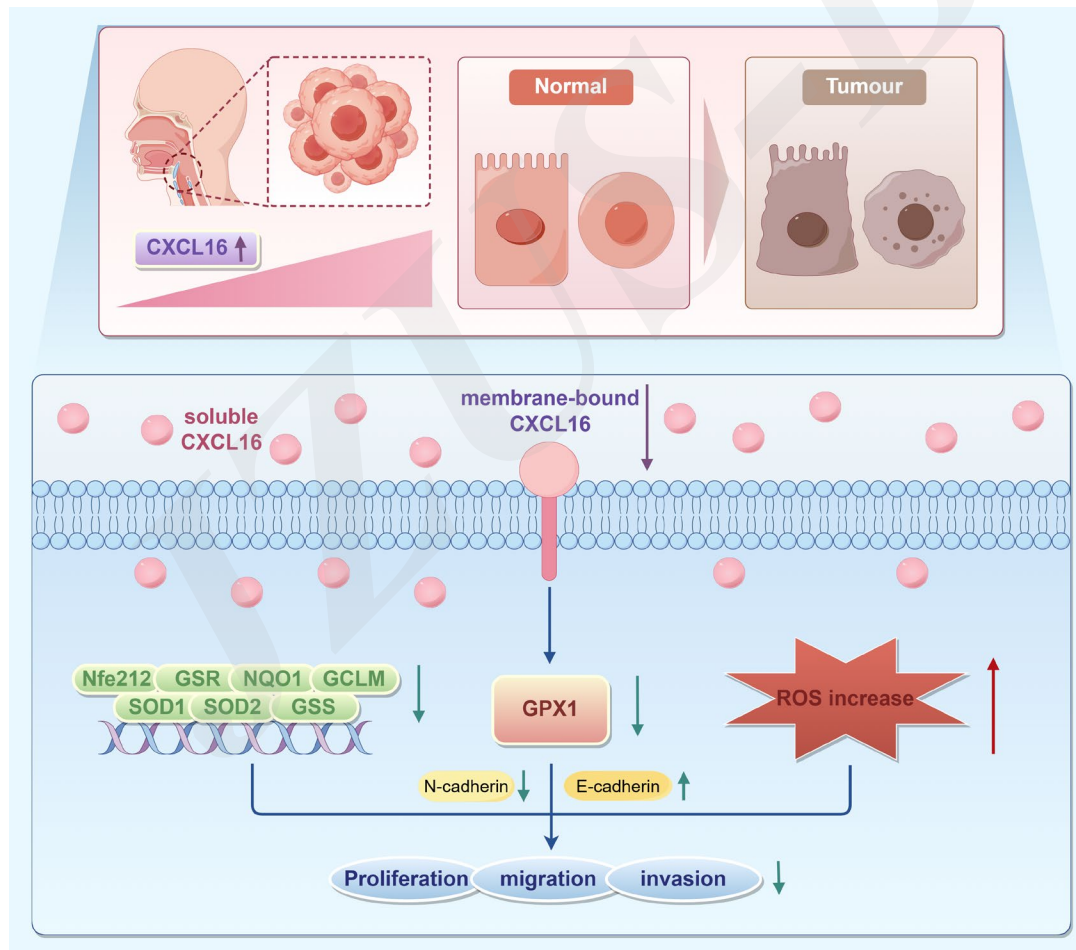
<http://doi.org/10.1631/jzus.B2400192>

# **CXCL16 promotes proliferation of head and neck squamous cell carcinoma by regulating GPX1-mediated antioxidant levels**

**Key words:** Antioxidant pathway; CXCL16; GPX1; Head and neck squamous cell carcinoma

# Research Summary

This study focuses on the role of CXCL16 in the development of HNSCC and its potential mechanisms:

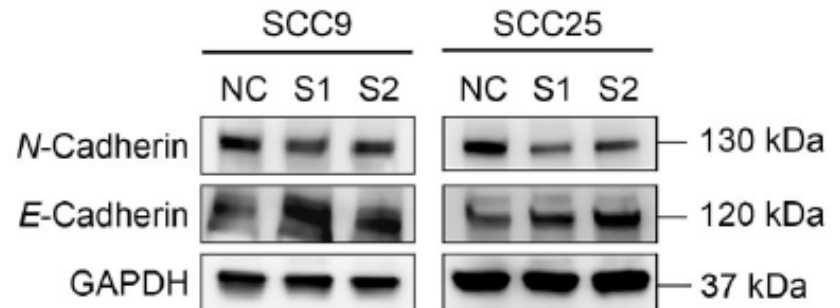
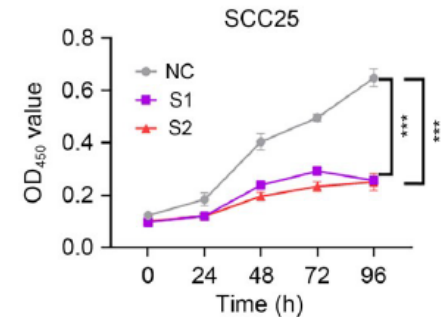
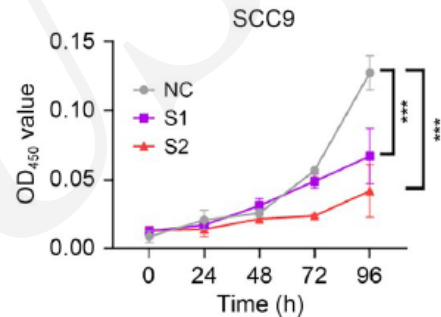
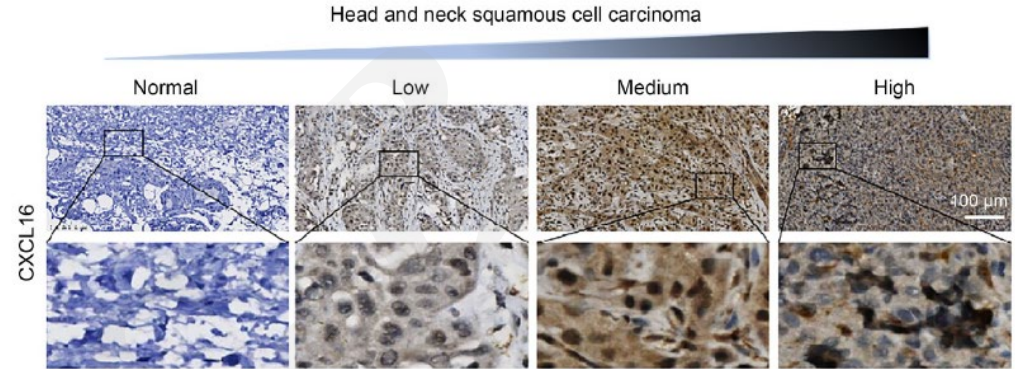


# Innovation points

- Overexpressed CXCL16 in HNSCC tissues and cell lines.

- Knockdown of CXCL16 inhibits the proliferation.

- Knockdown of CXCL16 inhibited EMT pathway transformation.



# Innovation points

CXCL16 promotes HNSCC cell viability through ROS action in the antioxidant pathway

- Antioxidant activity is enriched.
- ROS upregulation was similar in SCC9 and SCC25 cell lines after CXCL16 knockdown.

GO Enrichment Scatter Plot

