

# Interpolation of a spline developable surface between a curve and two rulings\*

Alicia CANTÓN, Leonardo FERNÁNDEZ-JAMBRINA<sup>‡</sup>

(ETSI Navales, Universidad Politécnica de Madrid, Arco de la Victoria 4, Madrid 28040, Spain)

E-mail: alicia.canton@upm.es; leonardo.fernandez@upm.es

Received July 9, 2014; Revision accepted Oct. 29, 2014; Crosschecked Feb. 4, 2015

**Abstract:** In this paper we address the problem of interpolating a spline developable patch bounded by a given spline curve and the first and the last rulings of the developable surface. To complete the boundary of the patch, a second spline curve is to be given. Up to now this interpolation problem could be solved, but without the possibility of choosing both endpoints for the rulings. We circumvent such difficulty by resorting to degree elevation of the developable surface. This is useful for solving not only this problem, but also other problems dealing with triangular developable patches.

**Key words:** Developable surfaces, Spline surfaces, Blossoms

doi:10.1631/FITEE.14a0210

Document code: A

CLC number: TP391

## 1 Introduction

Developable surfaces have been used extensively in industry for modelling sheets of steel. These surfaces are plane patches that have been curved by isometric transformations, preserving lengths of curves, angles, and areas. They mimic the properties of thin steel plates that are transformed by cutting, rolling, or folding, but not by stretching or application of heat, which would raise manufacturing costs.

Their inclusion in the NURBS formalism, however, has not been easy. The condition of developability is a non-linear differential equation which translates into non-linear equations for the vertices of the control net of the surface.

To our knowledge the first reference to NURBS developable surfaces arose in technical reports at General Motors (Mancewicz and Frey, 1992; Frey

and Bindschadler, 1993). One approach has been dealing with the developability condition for low degrees (Lang and Röschel, 1992; Chu and Séquin, 2002; Chu *et al.*, 2008).


Another approach to developable surfaces consists in resorting to projective dual geometry. In this geometry ‘points’ are planes and ‘planes’ are points, and this is useful for dealing with the developability condition (Bodduluri and Ravani, 1993; Pottmann and Farin, 1995; Hu *et al.*, 2012).

One can also construct surfaces which are approximately developable instead (Chalfant and Maekawa, 1998; Pottmann and Wallner, 1999; Leopoldseder, 2001; Peternell, 2004; Liu *et al.*, 2011; Zeng *et al.*, 2012). A nice review may be found in Pottmann and Wallner (2001). Applications to ship hull design may be found in Kilgore (1967), Pérez-Arribas *et al.* (2006), and Pérez and Suárez (2007).

A large family of Bézier developable surfaces was obtained in Aumann (2003; 2004) defining affine transformations between cells of the control net. This result has been extended to spline (Fernández-Jambrina, 2007) and Bézier triangular (Farin, 1986)

<sup>‡</sup> Corresponding author

\* Project partially supported by the Spanish Ministerio de Economía y Competitividad (No. TRA2014-56792-P)

 ORCID: Leonardo FERNÁNDEZ-JAMBRINA, <http://orcid.org/0000-0002-4872-6973>

© Zhejiang University and Springer-Verlag Berlin Heidelberg 2015

developable patches. A characterisation of Bézier ruled surfaces can be found in Juhász and Róth (2008).

In this paper we use the latter constructions to find solutions to interpolation problems with developable surfaces. For instance, in Fernández-Jambrina (2007), we were able to draw a developable surface through a given boundary curve and two rulings, but we could not choose both endpoints for these rulings. We would like to solve such an issue and also apply the solution to new problems.

## 2 Developable surfaces

A ‘ruled surface’ patch fills the space between two parametrised curves  $\mathbf{c}(u)$  and  $\mathbf{d}(u)$ ,

$$\mathbf{b}(u, v) = (1 - v)\mathbf{c}(u) + v\mathbf{d}(u), \quad u \in [a, b], \quad (1)$$

for  $v \in [0, 1]$ , by linking with segments, named ‘rulings’, the points on both curves with the same parameter  $u$ .

In general, the tangent plane to the ruled surface on a ruling is different for each point on the segment. ‘Developable surfaces’ are the subcase of ruled surfaces for which the tangent plane is constant along each ruling (Postnikov, 1979; Struik, 1988).

Let us compute a normal vector at each point of a ruled surface with the derivatives of the parametrisation in Eq. (1):

$$\begin{aligned} \mathbf{b}_u(u, v) &= (1 - v)\mathbf{c}'(u) + v\mathbf{d}'(u), \\ \mathbf{b}_v(u, v) &= \mathbf{d}(u) - \mathbf{c}(u), \\ (\mathbf{b}_u \times \mathbf{b}_v)(u, v) &= ((1 - v)\mathbf{c}'(u) + v\mathbf{d}'(u)) \\ &\quad \times (\mathbf{d}(u) - \mathbf{c}(u)), \end{aligned}$$

which is linear in the parameter  $v$ . If we calculate it on both ends of the rulings,

$$\begin{aligned} (\mathbf{b}_u \times \mathbf{b}_v)(u, 0) &= \mathbf{c}'(u) \times (\mathbf{d}(u) - \mathbf{c}(u)), \\ (\mathbf{b}_u \times \mathbf{b}_v)(u, 1) &= \mathbf{d}'(u) \times (\mathbf{d}(u) - \mathbf{c}(u)), \end{aligned}$$

we learn that the three vectors  $\mathbf{c}'(u)$ ,  $\mathbf{d}'(u)$ ,  $\mathbf{d}(u) - \mathbf{c}(u)$  are to be coplanar to have a constant tangent plane along each ruling of the surface.

**Proposition 1** A ruled surface parametrised as in Eq. (1) is developable if and only if the vector  $\mathbf{w}(u) = \mathbf{d}(u) - \mathbf{c}(u)$ , linking the points  $\mathbf{d}(u)$ ,  $\mathbf{c}(u)$ , and the velocities  $\mathbf{c}'(u)$ ,  $\mathbf{d}'(u)$  of the curves at these points are coplanar for every value of  $u$ .

## 3 B-spline curves

In this section we review the formalism of B-spline curves and their main properties to fix the notation, which follows closely the one in Farin (2002). We may define a B-spline curve  $\mathbf{c}(u)$  of degree  $n$  and  $N$  pieces on interval  $[u_{n-1}, u_{n+N-1}]$ , so that the  $I$ th piece of the curve is defined on interval  $[u_{n+I-2}, u_{n+I-1}]$ . For this we require an ordered list of values of the parameter  $u$  (named ‘knots’),  $\{u_0, u_1, \dots, u_{2n+N-2}\}$ . The actual knots defining the intervals for each piece are the ‘inner’ knots  $\{u_{n-1}, u_n, \dots, u_{n+N-1}\}$ , whereas the knots  $\{u_0, u_1, \dots, u_{n-2}\}$  at the beginning of the list (usually taken to be equal to  $u_n$ ) and  $\{u_{n+N}, u_{n+N+1}, \dots, u_{2n+N-2}\}$  at the end (usually taken to be equal to  $u_{n+N-1}$ ) are auxiliary.

Points on B-spline curves can be computed using the de Boor algorithm,  $\mathbf{c}(u) = \mathbf{c}_0^n(u)$ , consisting on linear interpolations between consecutive vertices. For a curve of just one piece, we have

$$\begin{aligned} \mathbf{c}_i^r(u) &:= \frac{u_{i+n} - u}{u_{i+n} - u_{i+r-1}} \mathbf{c}_i^{r-1}(u) \\ &\quad + \frac{u - u_{i+r-1}}{u_{i+n} - u_{i+r-1}} \mathbf{c}_{i+1}^{r-1}(u), \end{aligned} \quad (2)$$

for  $i = 0, 1, \dots, n - r$  and  $r = 1, 2, \dots, n$ .

A useful construction, named ‘polarisation’ or ‘blossom’ of the parametrisation of the curve, consists of interpolating in each step with a different value  $v_i$  of the parameter  $u$ ,  $\mathbf{c}[v_1, v_2, \dots, v_n] := \mathbf{c}_0^n[v_1, v_2, \dots, v_n]$ ,

$$\begin{aligned} &\mathbf{c}_i^r[v_1, v_2, \dots, v_r] \\ &:= \frac{u_{i+n} - v_r}{u_{i+n} - u_{i+r-1}} \mathbf{c}_i^{r-1}[v_1, v_2, \dots, v_{r-1}] \\ &\quad + \frac{v_r - u_{i+r-1}}{u_{i+n} - u_{i+r-1}} \mathbf{c}_{i+1}^{r-1}[v_1, v_2, \dots, v_{r-1}]. \end{aligned} \quad (3)$$

With this notation,  $u^{<i>} = \underbrace{u, u, \dots, u}_{i \text{ times}}$ , we have

$\mathbf{c}(u) = \mathbf{c}[u^{<n>}]$ . Vertices are recovered from the polarisation as  $\mathbf{c}_i = \mathbf{c}[u_i, u_{i+1}, \dots, u_{i+n-1}]$ .

These expressions are valid for B-spline curves with an arbitrary number of pieces, replacing the interval  $[u_{n-1}, u_n]$  of the first piece by the interval of the piece under consideration.

We may summarise some properties of the de Boor algorithm and the polarisation which are relevant for our purposes:

1. The velocity of the curve is

$$\begin{aligned} \mathbf{c}'(u) &= \frac{n}{u_n - u_{n-1}} \left( \mathbf{c}_1^{n-1}(u) - \mathbf{c}_0^{n-1}(u) \right) \\ &= \frac{n \left( \mathbf{c}[u^{<n-1>}, u_n] - \mathbf{c}[u^{<n-1>}, u_{n-1}] \right)}{u_n - u_{n-1}}. \end{aligned} \quad (4)$$

2. The polarisation  $\mathbf{c}[v_1, v_2, \dots, v_n]$  of the spline curve  $\mathbf{c}(u)$  is multiaffine and symmetric. That is, if  $\lambda + \mu = 1$ ,

$$\begin{aligned} \mathbf{c}[\lambda v_1 + \mu \tilde{v}_1, \dots, v_n] &= \lambda \mathbf{c}[v_1, v_2, \dots, v_n] \\ &\quad + \mu \mathbf{c}[\tilde{v}_1, \dots, v_n]. \end{aligned}$$

Finally, we review two operations with B-spline curves which we shall need later on:

**Insertion of knots:** Given a B-spline curve of degree  $n$  with vertices  $\{\mathbf{c}_0, \mathbf{c}_1, \dots, \mathbf{c}_L\}$  and knots  $\{u_0, u_1, \dots, u_K\}$ , we can split the interval  $[u_I, u_{I+1}]$  by inserting a new knot  $\tilde{u}$ ,  $u_I < \tilde{u} < u_{I+1}$ . The new list of knots is then obviously  $\{\tilde{u}_0, \tilde{u}_1, \dots, \tilde{u}_{K+1}\}$ , with

$$\tilde{u}_i = \begin{cases} u_i, & i = 0, 1, \dots, I, \\ \tilde{u}, & i = I + 1, \\ u_{i-1}, & i = I + 2, I + 3, \dots, K + 1, \end{cases}$$

and, since the curve has not changed, the blossom provides the new sequence of vertices  $\{\tilde{\mathbf{c}}_0, \tilde{\mathbf{c}}_1, \dots, \tilde{\mathbf{c}}_{L+1}\}$ , with

$$\tilde{\mathbf{c}}_i = \mathbf{c}[\tilde{u}_i, \tilde{u}_{i+1}, \dots, \tilde{u}_{i+n-1}], \quad i = 0, 1, \dots, L + 1.$$

**Degree elevation:** Formally we may express a B-spline curve  $\mathbf{c}(u)$  of degree  $n$  as a curve of degree  $n + 1$ . The blossom  $\mathbf{c}^1$  of the degree-elevated curve is related to the original one in a simple form (Farin, 2002),

$$\begin{aligned} &\mathbf{c}^1[v_1, v_2, \dots, v_{n+1}] \\ &= \frac{1}{n+1} \sum_{i=1}^{n+1} \mathbf{c}[v_1, v_2, \dots, v_{i-1}, v_{i+1}, \dots, v_{n+1}], \end{aligned} \quad (5)$$

and in the list of knots  $\{u_0, u_1, \dots, u_K\}$  the multiplicity of inner knots, from  $u_{n-1}$  to  $u_{n+N-1}$ , is increased by one, without modifying the auxiliary knots.

### 4 Spline developable surfaces

The developability condition in Proposition 1 may be readily adapted to spline curves (Fernández-Jambrina, 2007).

To start, let us consider two B-spline curves of degree  $n$  and one segment over a common list of knots  $\{u_0, u_1, \dots, u_{2n-1}\}$ , defined on the interval  $[u_{n-1}, u_n]$ . Their respective B-spline polygons are  $\{\mathbf{c}_0, \mathbf{c}_1, \dots, \mathbf{c}_n\}$ ,  $\{\mathbf{d}_0, \mathbf{d}_1, \dots, \mathbf{d}_n\}$ .

We may draw a simple conclusion using the de Boor algorithm. Using Eq. (4) and the last iteration of Eq. (2), it is clear that the vectors  $\mathbf{c}'(u)$ ,  $\mathbf{d}'(u)$ , and  $\mathbf{d}(u) - \mathbf{c}(u)$  are coplanar if and only if the four points  $\mathbf{c}_0^{n-1}(u)$ ,  $\mathbf{c}_1^{n-1}(u)$ ,  $\mathbf{d}_0^{n-1}(u)$ ,  $\mathbf{d}_1^{n-1}(u)$  are coplanar (Fig. 1).

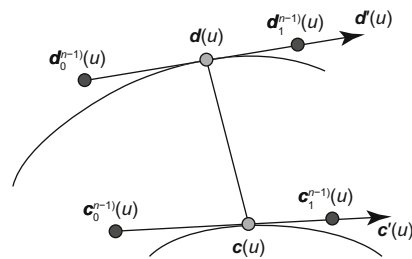


Fig. 1 Characterisation of developable surfaces

The developability condition is then equivalent to the possibility of writing one of the points as a barycentric combination of the other ones. For instance,

$$\begin{aligned} \mathbf{d}_1^{n-1}(u) &= \mu_0(u) \mathbf{d}_0^{n-1}(u) + \lambda_0(u) \mathbf{c}_0^{n-1}(u) \\ &\quad + \lambda_1(u) \mathbf{c}_1^{n-1}(u), \end{aligned}$$

with coefficients  $\lambda_0(u)$ ,  $\lambda_1(u)$ ,  $\mu_0(u) = 1 - \lambda_0(u) - \lambda_1(u)$ .

We may rewrite this combination in another form, separating the terms related to each curve, also in a barycentric fashion,

$$\begin{aligned} &(1 - \Lambda(u)) \mathbf{c}_0^{n-1}(u) + \Lambda(u) \mathbf{c}_1^{n-1}(u) \\ &= (1 - M(u)) \mathbf{d}_0^{n-1}(u) + M(u) \mathbf{d}_1^{n-1}(u), \end{aligned} \quad (6)$$

$$\Lambda(u) = \frac{\lambda_1(u)}{\lambda_0(u) + \lambda_1(u)}, \quad M(u) = \frac{1}{\lambda_0(u) + \lambda_1(u)},$$

which just excludes the case of parallel vectors  $\mathbf{d}_1^{n-1}(u) - \mathbf{d}_0^{n-1}(u)$ ,  $\mathbf{c}_1^{n-1}(u) - \mathbf{c}_0^{n-1}(u)$ , which corresponds to a cone. In this sense we use the word ‘generic’, since the following results will be valid for all developable surfaces, except this type of cone.

Using blossoms and taking into account the fact

that these are multiaffine (Eq. (5)),

$$\begin{aligned} & (1 - \Lambda(u))\mathbf{c}_0^{n-1}(u) + \Lambda(u)\mathbf{c}_1^{n-1}(u) \\ &= (1 - \Lambda(u))\mathbf{c}[u^{<n-1>}, u_{n-1}] + \Lambda(u)\mathbf{c}[u^{<n-1>}, u_n] \\ &= \mathbf{c}[u^{<n-1>}, (1 - \Lambda(u))u_{n-1} + \Lambda(u)u_n], \end{aligned}$$

the coplanarity condition (Eq. (6)) may be written in a more compact expression:

$$\mathbf{c}[u^{<n-1>}, \Lambda^*(u)] = \mathbf{d}[u^{<n-1>}, M^*(u)], \quad (7)$$

$$\Lambda^*(u) = (1 - \Lambda(u))u_{n-1} + \Lambda(u)u_n,$$

$$M^*(u) = (1 - M(u))u_{n-1} + M(u)u_n.$$

This expression is valid for B-spline curves with an arbitrary number of pieces, replacing the interval  $[u_{n-1}, u_n]$  of the first piece by the interval of the piece under consideration.

The higher the degree of  $\Lambda^*(u)$  and  $M^*(u)$ , the larger the number of conditions imposed by Eq. (7). Hence, we restrict to the case with constant  $\Lambda^*, M^*$ , which produces the families of developable surfaces in Aumann (2003) and Fernández-Jambrina (2007). In this case, expressions on both sides of Eq. (7) may be viewed as parametrisations of curves of degree  $n - 1$  and therefore this condition is equivalent to the same one for their blossoms, since a blossom is uniquely determined by its parametrisation:

**Theorem 1** Two B-spline curves of degree  $n$  and  $N$  pieces with the same list of knots  $\{u_0, u_1, \dots, u_K\}$  define a developable surface on the interval  $[u_{n-1}, u_{n+N-1}]$  if their blossoms are related by

$$\mathbf{c}[v_1, v_2, \dots, v_{n-1}, \Lambda^*] = \mathbf{d}[v_1, v_2, \dots, v_{n-1}, M^*],$$

for some values  $\Lambda^*, M^*$ .

We may obtain relationships between the B-spline polygons of both curves by applying the previous expression to lists of correlative knots,  $\{u_{i+1}, u_{i+2}, \dots, u_{i+n-1}\}$ , taking into account the fact that blossoms are multiaffine,

$$\begin{aligned} & \mathbf{c}[u_{i+1}, u_{i+2}, \dots, u_{i+n-1}, \Lambda^*] \\ &= \mathbf{c}\left[u_{i+1}, u_{i+2}, \dots, u_{i+n-1}, \frac{u_{i+n} - \Lambda^*}{u_{i+n} - u_i}u_i \right. \\ & \quad \left. + \frac{\Lambda^* - u_i}{u_{i+n} - u_i}u_{i+n}\right] \end{aligned}$$

$$\begin{aligned} &= \frac{u_{i+n} - \Lambda^*}{u_{i+n} - u_i}\mathbf{c}[u_i, u_{i+1}, \dots, u_{i+n-1}] \\ & \quad + \frac{\Lambda^* - u_i}{u_{i+n} - u_i}\mathbf{c}[u_{i+1}, u_{i+2}, \dots, u_{i+n}] \\ &= \frac{u_{i+n} - \Lambda^*}{u_{i+n} - u_i}\mathbf{c}_i + \frac{\Lambda^* - u_i}{u_{i+n} - u_i}\mathbf{c}_{i+1}, \end{aligned}$$

since  $\mathbf{c}_i = \mathbf{c}[u_i, u_{i+1}, \dots, u_{i+n-1}]$ .

**Corollary 1** Two B-spline curves of degree  $n$  with the same list of knots  $\{u_0, u_1, \dots, u_K\}$  and B-spline polygons  $\{\mathbf{c}_0, \mathbf{c}_1, \dots, \mathbf{c}_L\}$ ,  $\{\mathbf{d}_0, \mathbf{d}_1, \dots, \mathbf{d}_L\}$  define a developable surface if the cells of the B-spline net of the surface are plane and their vertices are related by

$$\begin{aligned} & (u_{i+n} - \Lambda^*)\mathbf{c}_i + (\Lambda^* - u_i)\mathbf{c}_{i+1} \\ &= (u_{i+n} - M^*)\mathbf{d}_i + (M^* - u_i)\mathbf{d}_{i+1}, \end{aligned} \quad (8)$$

for some values  $\Lambda^*, M^*$  and  $i = 0, 1, \dots, L - 1$ .

This family of spline developable surfaces has the advantage of being defined by linear relationships between vertices, in spite of the non-linearity of the condition of null Gaussian curvature.

The data for this construction are the B-spline polygon  $\{\mathbf{c}_0, \mathbf{c}_1, \dots, \mathbf{c}_L\}$ , the list of knots  $\{u_0, u_1, \dots, u_K\}$  and, for instance, the first plane cell of the net, given by either  $\mathbf{d}_0$  and  $\mathbf{d}_1$  or  $\mathbf{d}_0$  and the parameters  $\Lambda^*, M^*$ .

Since this construction is based on blossoms of curves, it is compatible with algorithms for B-spline curves, grounded on blossoms, such as the knot insertion algorithm for subdivision of B-spline curves. That is, if we split into two pieces the interval  $[u_I, u_{I+1}]$  by inclusion of a new knot  $\tilde{u}$ , so that the new list is  $\{u_0, \dots, u_I, \tilde{u}, u_{I+1}, \dots, u_K\}$  and we compute the new B-spline polygons  $\{\tilde{\mathbf{c}}_0, \tilde{\mathbf{c}}_1, \dots, \tilde{\mathbf{c}}_{L+1}\}$  and  $\{\tilde{\mathbf{d}}_0, \tilde{\mathbf{d}}_1, \dots, \tilde{\mathbf{d}}_{L+1}\}$ , these new vertices satisfy Eq. (8). Fig. 2 shows an example of this construction.

However, this construction is not compatible with degree elevation of B-spline curves. The degree-elevated B-spline developable surface through two B-spline curves does not coincide with the B-spline developable surface through the corresponding degree-elevated curves. Fig. 3 shows a developable surface and the control polygons of the degree-elevated boundary curves (denoted by tildes). The central cell of the degree-elevated surface is not even planar.

We show it explicitly with a simple example:

**Example 1** Find a developable surface patch of degree two and just one piece, bounded by two curves,

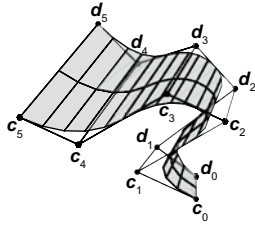


Fig. 2 Developable B-spline surface of four pieces of degree 2

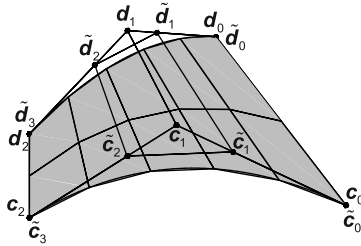


Fig. 3 Degree-elevated developable surface of one piece of degree 2

$c(u)$  and  $d(u)$ , with polygons

$$c_0 = (0, 0, 0), \quad c_1 = (3, 3, 0), \quad c_2 = (4, 3, 0), \\ d_0 = (0, 0, 2), \quad d_1 = (2, 2, 3),$$

and knots  $\{0, 0, 1, 1\}$ .

From Eq. (8) applied to the first cell of the B-spline net,  $i = 0$ ,

$$(u_2 - A^*)c_0 + (A^* - u_0)c_1 = (u_2 - M^*)d_0 + (M^* - u_0)d_1,$$

with  $n = 2$ ,  $u_0 = 0$ ,  $u_2 = 1$ , we obtain

$$(1 - A^*)(0, 0, 0) + A^*(3, 3, 0) = (1 - M^*)(0, 0, 2) \\ + M^*(2, 2, 3),$$

and hence  $A^* = -4/3$  and  $M^* = -2$ .

We lack vertex  $d_2$ , but for the second cell of the net,

$$(u_3 - A^*)c_1 + (A^* - u_1)c_2 = (u_3 - M^*)d_1 + (M^* - u_1)d_2,$$

$$\frac{7}{3}(3, 3, 0) - \frac{4}{3}(4, 3, 0) = 3(2, 2, 3) - 2d_2,$$

we conclude  $d_2 = (13/6, 3/2, 9/2)$ .

If we formally elevate the degree of both curves to three, the list of knots extends to  $\{0, 0, 0, 1, 1, 1\}$

and the new polygons obtained with Eq. (5),

$$\tilde{c}_0 = \tilde{c}[0, 0, 0] = c[0, 0] = c_0 = (0, 0, 0),$$

$$\tilde{c}_1 = \tilde{c}[0, 0, 1] = \frac{c[0, 0] + 2c[0, 1]}{3} = \frac{c_0 + 2c_1}{3} \\ = (2, 2, 0),$$

$$\tilde{c}_2 = \tilde{c}[0, 1, 1] = \frac{2c[0, 1] + c[1, 1]}{3} = \frac{2c_1 + c_2}{3} \\ = (10/3, 3, 0),$$

$$\tilde{c}_3 = \tilde{c}[1, 1, 1] = c[1, 1] = c_2 = (4, 3, 0),$$

$$\tilde{d}_0 = \tilde{d}[0, 0, 0] = d[0, 0] = d_0 = (0, 0, 2),$$

$$\tilde{d}_1 = \tilde{d}[0, 0, 1] = \frac{d[0, 0] + 2d[0, 1]}{3} = \frac{d_0 + 2d_1}{3} \\ = (4/3, 4/3, 8/3),$$

$$\tilde{d}_2 = \tilde{d}[0, 1, 1] = \frac{2d[0, 1] + d[1, 1]}{3} = \frac{2d_1 + d_2}{3} \\ = (37/18, 11/6, 7/2),$$

$$\tilde{d}_3 = \tilde{d}[1, 1, 1] = d[1, 1] = d_2 = (13/6, 3/2, 9/2),$$

correspond to a developable surface with non-constant  $A^*(u) = -2 - u/2$ ,  $M^*(u) = -3 - u/2$ , and it is easy to check that the four points that form the second cell,  $\tilde{c}_1$ ,  $\tilde{c}_2$ ,  $\tilde{d}_1$ , and  $\tilde{d}_2$ , do not lie on a plane.

This feature, however, will be shown to be useful for solving interpolation problems, as demonstrated in the following sections.

## 5 Interpolation of B-spline developable surfaces

Consider the following interpolation problem:

**Problem 1** Given a spline curve  $c(u)$  of degree  $n$ ,  $N$  pieces, B-spline polygon  $\{c_0, c_1, \dots, c_L\}$  and a list of knots  $\{u_0, u_1, \dots, u_K\}$ ,  $u \in [a, b]$ ,  $a = u_{n-1}$ ,  $b = u_{n+N-1}$ , and two straight lines  $l_a$  and  $l_b$  through the endpoints of  $c(u)$  with respective director vectors  $v$  and  $w$ , find a developable surface  $b(u, v)$  such that  $c(u, 0) = c(u)$  and  $l_a$  and  $l_b$  are the first and last rulings of the surface respectively, that is,  $l_a : c(a, v)$  and  $l_b : c(b, v)$ .

The special case of Bézier curves of degree  $n$  was solved by Aumann (2003), using his family of developable surfaces. His solution was extended to spline curves by Fernández-Jambrina (2007), solving the recursion in Eq. (8) for the B-spline net. We review here this construction in order to extend it to solve new problems in the following sections.

We focus on the general case of crossing rulings  $l_a$  and  $l_b$ , since the particular cases of parallel or intersecting rulings may be solved in a simpler fashion resorting to cylinders and cones, respectively.

As in Fernández-Jambrina (2007), the last ruling of the developable surface can be written in terms of the B-spline net of the curve  $\mathbf{c}(u)$ , the list of knots, and the coefficients  $\Lambda^*$ ,  $M^*$ :

$$\begin{aligned} \mathbf{d}_L - \mathbf{c}_L &= \prod_{i=0}^{L-1} \frac{M^* - u_{i+n}}{M^* - u_i} (\mathbf{d}_0 - \mathbf{c}_0) \\ &+ \frac{\Lambda^* - M^*}{M^* - u_{L-1}} (\mathbf{c}_L - \mathbf{a}(M^*)), \\ \mathbf{a}(M^*) &= \frac{M^* - u_{L-1}}{M^* - u_0} \prod_{i=1}^{L-1} \frac{M^* - u_{i+n}}{M^* - u_i} \mathbf{c}_0 \\ &+ \sum_{i=1}^{L-1} \frac{u_{i+n} - u_{i-1}}{M^* - u_{i-1}} \left( \prod_{j=i}^{L-2} \frac{M^* - u_{n+j+1}}{M^* - u_j} \right) \mathbf{c}_i. \end{aligned} \tag{9}$$

From this expression we learn that the vectors along the first and last rulings,  $\mathbf{d}_0 - \mathbf{c}_0 = \sigma \mathbf{v}$ ,  $\mathbf{d}_L - \mathbf{c}_L = \tau \mathbf{w}$ , and the vector  $\mathbf{c}_L - \mathbf{a}(M^*)$ , have to be linearly dependent, and this will happen for any solution  $M_0^*$  of the algebraic equation

$$\det(\mathbf{a}(M^*) - \mathbf{c}_L, \mathbf{v}, \mathbf{w}) = 0. \tag{10}$$

This allows us to write the linear combination in terms of a basis  $\{\mathbf{v}, \mathbf{w}, \mathbf{n}\}$ ,  $\mathbf{n} = \mathbf{v} \times \mathbf{w}$ ,

$$\mathbf{a}(M_0^*) = \mathbf{c}_L + \alpha \mathbf{v} + \beta \mathbf{w} + 0\mathbf{n},$$

where the coefficients are readily obtained by Cramer’s rule,

$$\begin{aligned} \alpha &= \frac{\det(\mathbf{a}(M_0^*) - \mathbf{c}_L, \mathbf{w}, \mathbf{n})}{\det(\mathbf{v}, \mathbf{w}, \mathbf{n})}, \\ \beta &= \frac{\det(\mathbf{v}, \mathbf{a}(M_0^*) - \mathbf{c}_L, \mathbf{n})}{\det(\mathbf{v}, \mathbf{w}, \mathbf{n})}. \end{aligned}$$

Since  $M^*$  is fixed by the coplanarity condition in Eq. (10), if we wish, we can modify the length of the rulings through either  $\sigma$  or  $\tau$  just with the parameter  $\Lambda^*$ , which remains free so far,

$$\begin{aligned} \sigma &= \alpha \frac{\Lambda^* - M_0^*}{M_0^* - u_{L-1}} \prod_{i=0}^{L-1} \frac{M_0^* - u_i}{M_0^* - u_{i+n}}, \\ \tau &= \beta \frac{M_0^* - \Lambda^*}{M_0^* - u_{L-1}}. \end{aligned} \tag{11}$$

Hence, we have solved the interpolation problem and can use  $\Lambda^*$  to fix either  $\mathbf{d}_0$  or  $\mathbf{d}_L$ , but we cannot

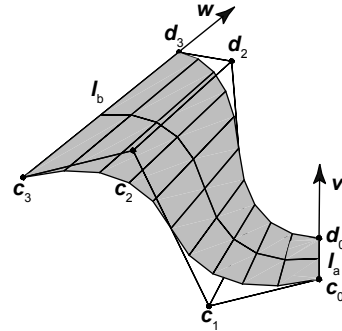


Fig. 4 Developable surface of degree 2 and two pieces

choose both ends of the rulings. An example of this construction is shown in Fig. 4.

The procedure for solving the problem is clear:

1. Write the algebraic equation (10) with the B-spline polygon for  $\mathbf{c}(u)$ , vectors  $\mathbf{v}$ ,  $\mathbf{w}$ , and the list of knots, and obtain a solution  $M_0^*$ . For any value of  $\Lambda^*$ , the resulting developable surface will have  $\mathbf{c}(u)$  as part of the boundary and the first and last rulings will be straight lines with respective directions  $\mathbf{v}$ ,  $\mathbf{w}$ .
2. Fix  $\Lambda_0^*$  by choosing either  $\mathbf{d}_0$  or  $\mathbf{d}_L$  in Eq. (11).
3. Use the recursivity relation in Eq. (8) to compute the vertices  $\mathbf{d}_i$  for  $\mathbf{d}(u)$ .
4. The B-spline polygons  $\{\mathbf{c}_0, \mathbf{c}_1, \dots, \mathbf{c}_L\}$  and  $\{\mathbf{d}_0, \mathbf{d}_1, \dots, \mathbf{d}_L\}$  form the B-spline net for the developable patch complying with the prescription.

We illustrate this with an example, which will be useful as a first step for the following sections:

**Example 2** Consider a spline curve of degree three and three pieces with B-spline polygon

$$\begin{aligned} \mathbf{c}_0 &= (0, 0, 0), \quad \mathbf{c}_1 = (2, 3, 0), \quad \mathbf{c}_2 = (4, 3, 0), \\ \mathbf{c}_3 &= (5, 0, 0), \quad \mathbf{c}_4 = (7, 2, 1), \quad \mathbf{c}_5 = (9, -1, 3), \end{aligned}$$

and a list of knots  $\{0, 0, 0, 0.3, 0.7, 1, 1, 1\}$ , which is not uniformly spaced. For the first ruling we choose direction  $\mathbf{v} = (0, 0, 2)$  and for the last ruling we choose  $\mathbf{w} = (-1, 0, 1)$ . Find a developable surface patch bounded by  $\mathbf{c}(u)$  and the rulings defined by  $\mathbf{v}$ ,  $\mathbf{w}$ .

We calculate the determinant in Eq. (10),

$$\begin{aligned} \det(\mathbf{a}(M^*) - \mathbf{c}_L, \mathbf{v}, \mathbf{w}) &= \frac{2(M^{*4} + 6.2M^{*3} - 12.3M^{*2} + 9.3M^* - 2.1)}{M^{*3}(M^* - 0.3)(M^* - 0.7)}, \end{aligned}$$

and ensure developability by choosing parameter  $M^*$  as one of the real solutions of

$$M^{*4} + 6.2M^{*3} - 12.3M^{*2} + 9.3M^* - 2.1 = 0,$$

which are  $M^* = -7.91, 0.37$ .

We further choose  $\mathbf{d}_0 = \mathbf{c}_0 + \mathbf{v} = (0, 0, 2)$  along the first ruling, which amounts to choosing  $\sigma = 1$  in Eq. (11), to obtain the respective values of parameter  $\Lambda^* = -6.18, 0.61$ . We perform the calculations for the first pair of parameters,  $\Lambda^* = -6.18, M^* = -7.91$ .

Now we may use Corollary 1 to obtain the B-spline polygon of the other boundary curve of the developable patch through  $\mathbf{c}(u)$  with prescribed rulings:

$$\mathbf{d}_{i+1} = \frac{(u_{i+n} - \Lambda^*)\mathbf{c}_i + (\Lambda^* - u_i)\mathbf{c}_{i+1} + (M^* - u_{i+n})\mathbf{d}_i}{M^* - u_i}$$

for  $i = 0, 1, \dots, L - 1$ ,

$$\begin{aligned} \mathbf{d}_1 &= \frac{(u_3 - \Lambda^*)\mathbf{c}_0 + (\Lambda^* - u_0)\mathbf{c}_1 + (M^* - u_3)\mathbf{d}_0}{M^* - u_0} \\ &= (1.56, 2.34, 2.08), \\ \mathbf{d}_2 &= \frac{(u_4 - \Lambda^*)\mathbf{c}_1 + (\Lambda^* - u_1)\mathbf{c}_2 + (M^* - u_4)\mathbf{d}_1}{M^* - u_1} \\ &= (3.09, 2.29, 2.26), \\ \mathbf{d}_3 &= \frac{(u_5 - \Lambda^*)\mathbf{c}_2 + (\Lambda^* - u_2)\mathbf{c}_3 + (M^* - u_5)\mathbf{d}_2}{M^* - u_2} \\ &= (3.75, -0.15, 2.55), \\ \mathbf{d}_4 &= \frac{(u_6 - \Lambda^*)\mathbf{c}_3 + (\Lambda^* - u_3)\mathbf{c}_4 + (M^* - u_6)\mathbf{d}_3}{M^* - u_3} \\ &= (5.22, 1.42, 3.55), \\ \mathbf{d}_5 &= \frac{(u_7 - \Lambda^*)\mathbf{c}_4 + (\Lambda^* - u_4)\mathbf{c}_5 + (M^* - u_7)\mathbf{d}_4}{M^* - u_4} \\ &= (6.76, -1.00, 5.24), \end{aligned}$$

and check that in fact  $\mathbf{d}_5$  lies on the last ruling since

$$\mathbf{d}_5 - \mathbf{c}_5 = (-2.24, 0.00, 2.24),$$

which is a vector proportional to  $\mathbf{w}$ . The resulting patch is shown in Fig. 5.

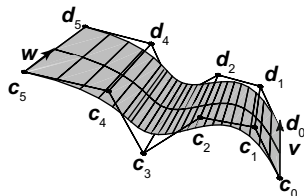


Fig. 5 Developable surface of degree 3 and three pieces

Another way to look at this developable surface would be to split the spline curve into three cubic

Bézier curves,  $\{\mathbf{C}_0, \mathbf{C}_1, \mathbf{C}_2, \mathbf{C}_3\}$ ,  $\{\mathbf{C}_3, \mathbf{C}_4, \mathbf{C}_5, \mathbf{C}_6\}$ , and  $\{\mathbf{C}_6, \mathbf{C}_7, \mathbf{C}_8, \mathbf{C}_9\}$ , by knot insertion, with

$$\begin{aligned} \mathbf{C}_0 &= (0, 0, 0), \quad \mathbf{C}_1 = (2, 3, 0), \quad \mathbf{C}_2 = (2.86, 3, 0), \\ \mathbf{C}_3 &= (3.48, 2.61, 0), \quad \mathbf{C}_4 = (4.3, 2.1, 0), \\ \mathbf{C}_5 &= (4.7, 0.9, 0), \quad \mathbf{C}_6 = (5.52, 1.04, 0.33), \\ \mathbf{C}_7 &= (6.14, 1.14, 0.57), \quad \mathbf{C}_8 = (7, 2, 1), \\ \mathbf{C}_9 &= (9, -1, 3). \end{aligned}$$

If we also split by knot insertion the other boundary curve in three cubic pieces,  $\{\mathbf{D}_0, \mathbf{D}_1, \mathbf{D}_2, \mathbf{D}_3\}$ ,  $\{\mathbf{D}_3, \mathbf{D}_4, \mathbf{D}_5, \mathbf{D}_6\}$ ,  $\{\mathbf{D}_6, \mathbf{D}_7, \mathbf{D}_8, \mathbf{D}_9\}$ , with

$$\begin{aligned} \mathbf{D}_0 &= (0, 0, 2), \quad \mathbf{D}_1 = (1.56, 2.34, 2.08), \\ \mathbf{D}_2 &= (2.21, 2.32, 2.15), \quad \mathbf{D}_3 = (2.67, 1.99, 2.24), \\ \mathbf{D}_4 &= (3.29, 1.56, 2.35), \quad \mathbf{D}_5 = (3.55, 0.58, 2.46), \\ \mathbf{D}_6 &= (4.15, 0.68, 2.84), \quad \mathbf{D}_7 = (4.59, 0.75, 3.12), \\ \mathbf{D}_8 &= (5.22, 1.42, 3.55), \quad \mathbf{D}_9 = (6.76, -1.00, 5.24), \end{aligned}$$

it is easy to check that the three pieces of the composite ruled surface are in fact independent developable surfaces on their respective intervals  $[0, 0.3]$ ,  $[0.3, 0.7]$ ,  $[0.7, 1]$ , with the same parameters  $\Lambda^* = -6.18, M^* = 0.61$ . The boundary rulings of these Bézier developable surfaces have been marked in Fig. 5.

## 6 Degree elevation of developable surfaces

We have seen how to interpolate a spline developable surface bounded by a spline curve and two rulings, but we cannot choose both endpoints for such rulings. This is a limitation of the procedure in Fernández-Jambrina (2007) described in the previous sections. A way to deal with this problem is to try to find a solution of higher degree.

As pointed out in Aumann (2004), degree elevation may be used to enlarge a developable patch by modifying the length of the ruling segments of the patch. The idea is simple. We may modify the length of the director vector

$$\mathbf{w}(u) = \mathbf{d}(u) - \mathbf{c}(u)$$

of each ruling by multiplication by a function  $f(u)$ ,

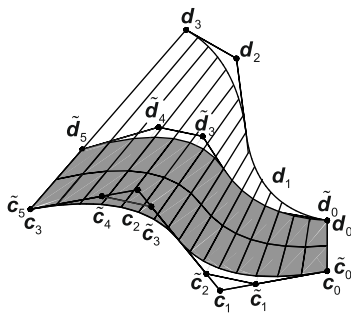
$$\tilde{\mathbf{w}}(u) = f(u)\mathbf{w}(u) = \tilde{\mathbf{d}}(u) - \mathbf{c}(u),$$

and as a consequence, the boundary of the surface patch changes. For instance, the new second curve  $\tilde{\mathbf{d}}(u)$  starts at  $\tilde{\mathbf{d}}_0 = \mathbf{c}_0 + f(u_{n-1})(\mathbf{d}_0 - \mathbf{c}_0)$  and ends at  $\tilde{\mathbf{d}}_L = \mathbf{c}_L + f(u_{n+N-1})(\mathbf{d}_L - \mathbf{c}_L)$ .

It is clear that this transformation just changes the patch of the developable surface that is covered by the parametrisation and that it allows us to change the endpoints  $\mathbf{d}_0$  and  $\mathbf{d}_L$  of the first and last rulings. The only problem is that the curve  $\tilde{\mathbf{d}}(u)$  is no longer a spline of degree  $n$ . The simplest choice for the factor is an affine function  $f(u) = au + b$ , and in this case the new surface patch

$$\tilde{\mathbf{b}}(u, v) = (1 - u)\mathbf{c}(u) + v\tilde{\mathbf{d}}(u)$$

will be of degree  $(n + 1, 1)$ . An example is shown in Fig. 6.



**Fig. 6** Developable surface of degree 2 and two pieces stretched to a patch of degree 3

The next step will be the calculation of the B-spline polygon of the new boundary of the extended surface patch.

First, we obtain the blossom of the new parametrised curve,

$$\tilde{\mathbf{d}}(u) = (1 - f(u))\mathbf{c}(u) + f(u)\mathbf{d}(u).$$

The blossom is an  $(n + 1)$ -affine symmetric form  $\tilde{\mathbf{d}}[u_0, u_1, \dots, u_n]$  for which

$$\tilde{\mathbf{d}}(u) = \tilde{\mathbf{d}}[u^{<n+1>}].$$

Since  $f(u)$  is an affine function, it is already its own blossom,  $f[u] = f(u)$ . For the product  $\mathbf{h}(u) = f(u)\mathbf{d}(u)$ , it is simple to produce an  $(n + 1)$ -affine form  $\hat{\mathbf{h}}$  satisfying  $\hat{\mathbf{h}}[u^{<n+1>}] = \mathbf{h}(u)$ ,

$$\hat{\mathbf{h}}[u_0, u_1, \dots, u_n] = f(u_0)\mathbf{d}[u_1, u_2, \dots, u_n],$$

but this form is clearly non-symmetric.

However, we may obtain a symmetric form just by permuting the argument of the function  $f$ ,

$$\begin{aligned} & \mathbf{h}[u_0, u_1, \dots, u_n] \\ &= \frac{1}{n + 1} \sum_{i=0}^n f(u_i)\mathbf{d}[u_0, u_1, \dots, u_{i-1}, u_{i+1}, \dots, u_n]. \end{aligned}$$

This form  $\mathbf{h}$  is  $(n + 1)$ -affine, symmetric, and clearly  $\mathbf{h}[u^{<n+1>}] = \mathbf{h}(u)$ . Hence, it is the blossom of the parametrisation  $\mathbf{h}(u)$ .

We may use this result to conclude that the blossom of  $\tilde{\mathbf{d}}(u)$  is given by

$$\begin{aligned} & \tilde{\mathbf{d}}[u_0, u_1, \dots, u_n] \\ &= \frac{1}{n + 1} \sum_{i=0}^n f(u_i)\mathbf{d}[u_0, \dots, u_{i-1}, u_{i+1}, \dots, u_n] \\ &+ \frac{1}{n + 1} \sum_{i=0}^n (1 - f(u_i))\mathbf{c}[u_0, \dots, u_{i-1}, u_{i+1}, \dots, u_n]. \end{aligned} \tag{12}$$

The degree of the curve  $\mathbf{c}(u)$  must be formally elevated to  $n + 1$  to complete the B-spline net of the surface patch of degree  $(n + 1, 1)$ . It can be computed by taking  $f \equiv 1$  in the previous formula for  $\tilde{\mathbf{d}}$ . The degree-elevated blossom for  $\mathbf{c}(u)$  is

$$\begin{aligned} & \tilde{\mathbf{c}}[u_0, u_1, \dots, u_n] \\ &= \frac{1}{n + 1} \sum_{i=0}^n \mathbf{c}[u_0, u_1, \dots, u_{i-1}, u_{i+1}, \dots, u_n]. \end{aligned}$$

The list of knots of the degree-elevated curves (Farin, 2002) is also modified by increasing by one the multiplicity of the inner knots  $u_{n-1}, u_n, \dots, u_{n+N-1}$ ,

$$\{u_0, \dots, u_{n-1}, u_{n-1}, \dots, u_{n+N-1}, u_{n+N-1}, \dots, u_K\}.$$

Then the new B-spline polygons of the curves  $\mathbf{c}(u)$  and  $\tilde{\mathbf{d}}(u)$  will be  $\{\tilde{\mathbf{c}}_0, \tilde{\mathbf{c}}_1, \dots, \tilde{\mathbf{c}}_{L'}\}$ ,  $\{\tilde{\mathbf{d}}_0, \tilde{\mathbf{d}}_1, \dots, \tilde{\mathbf{d}}_{L'}\}$ , with

$$\tilde{\mathbf{c}}_i = \tilde{\mathbf{c}}[\tilde{u}_i, \tilde{u}_{i+1}, \dots, \tilde{u}_{i+n}], \quad \tilde{\mathbf{d}}_i = \tilde{\mathbf{d}}[\tilde{u}_i, \tilde{u}_{i+1}, \dots, \tilde{u}_{i+n}] \tag{13}$$

for  $i = 0, 1, \dots, L'$ . The list of knots has been renumbered as  $\{\tilde{u}_0, \tilde{u}_1, \dots, \tilde{u}_{K'}\}$  to have correlative indices.

This construction is useful for solving the following interpolation problem:

**Problem 2** Given a spline curve  $\mathbf{c}(u)$  of degree  $n$ ,  $N$  pieces, B-spline polygon  $\{\mathbf{c}_0, \mathbf{c}_1, \dots, \mathbf{c}_L\}$  and a list of knots  $\{u_0, u_1, \dots, u_K\}$ ,  $u \in [a, b]$ ,  $a = u_{n-1}$ ,  $b = u_{n+N-1}$ , and two points  $\mathbf{d}_0, \mathbf{d}_L$ , find a developable

surface  $\mathbf{b}(u, v)$  such that  $\mathbf{c}(u, 0) = \mathbf{c}(u)$ ,  $\mathbf{c}(a, 1) = \mathbf{d}_0$ ,  $\mathbf{c}(b, 1) = \mathbf{d}_L$ .

The procedure for solving this problem is clear:

1. Write the algebraic equation (10) with the B-spline polygon for  $\mathbf{c}(u)$ , the list of knots and vectors for the rulings  $\mathbf{c}_0\mathbf{d}_0$ ,  $\mathbf{c}_L\mathbf{d}_L$  and obtain a solution  $M_0^*$ .
2. Fix  $\Lambda_0^*$  by choosing  $\mathbf{d}_0$  in Eq. (11) ( $\sigma = 1$ , but  $\tau \neq 1$  in general).
3. Use the recursivity relation in Eq. (8) to compute the vertices of  $\mathbf{d}(u)$ .
4. Increase by one the multiplicity of the inner knots of the boundary curves.
5. Formally raise the degree of  $\mathbf{c}(u)$  and compute the new B-spline vertices  $\tilde{\mathbf{c}}_i$  with Eq. (5).
6. Choose  $f(u)$  so that  $f(a) = 1$ ,  $f(b) = 1/\tau$ :

$$f(u) = \frac{b-u}{b-a} + \frac{1}{\tau} \frac{u-a}{b-a}. \quad (14)$$

7. Use this function to compute the B-spline vertices  $\tilde{\mathbf{d}}_i$  for the new boundary curve  $\tilde{\mathbf{d}}(u)$  with Eqs. (12) and (13).

8. The B-spline polygons  $\{\tilde{\mathbf{c}}_0, \tilde{\mathbf{c}}_1, \dots, \tilde{\mathbf{c}}_{L'}\}$  and  $\{\tilde{\mathbf{d}}_0, \tilde{\mathbf{d}}_1, \dots, \tilde{\mathbf{d}}_{L'}\}$  form the B-spline net for the developable patch complying with the prescription.

We go back now to Example 2:

**Example 3** Consider a spline curve of degree three and three pieces with B-spline polygon

$$\begin{aligned} \mathbf{c}_0 &= (0, 0, 0), \quad \mathbf{c}_1 = (2, 3, 0), \quad \mathbf{c}_2 = (4, 3, 0), \\ \mathbf{c}_3 &= (5, 0, 0), \quad \mathbf{c}_4 = (7, 2, 1), \quad \mathbf{c}_5 = (9, -1, 3), \end{aligned}$$

and a list of knots  $\{0, 0, 0, 0.3, 0.7, 1, 1, 1\}$ . For the first ruling we choose direction  $\mathbf{v} = (0, 0, 2)$  and for the last ruling we choose  $\mathbf{w} = (-1, 0, 1)$ . Find a developable surface patch bounded by  $\mathbf{c}(u)$ , an unknown curve  $\tilde{\mathbf{d}}(u)$ , and the rulings defined by  $\mathbf{v}$ ,  $\mathbf{w}$ , such that  $\tilde{\mathbf{d}}(0) = \mathbf{c}_0 + \mathbf{v} = (0, 0, 2)$ ,  $\tilde{\mathbf{d}}(1) = \mathbf{c}_5 + \mathbf{w} = (8, -1, 4)$ .

We have already obtained the spline curve with B-spline polygon

$$\begin{aligned} \mathbf{d}_0 &= (0, 0, 2), \quad \mathbf{d}_1 = (1.56, 2.34, 2.08), \\ \mathbf{d}_2 &= (3.09, 2.29, 2.26), \quad \mathbf{d}_3 = (3.75, -0.15, 2.55), \\ \mathbf{d}_4 &= (5.22, 1.42, 3.55), \quad \mathbf{d}_5 = (6.76, -1.00, 5.24), \end{aligned}$$

and the same list of knots provides a developable surface patch with the required prescription except that  $\mathbf{d}_5$  lies on the final ruling, but it is not  $(8, -1, 4)$ . In fact,  $\mathbf{d}_5 = \mathbf{c}_5 + \tau\mathbf{w}$  with  $\tau = 2.24$ .

To shorten the surface patch so that the final vertex of the new boundary curve  $\tilde{\mathbf{d}}(u)$  is  $(8, -1, 4)$ , we have to raise the degree of the curves from three to four.

Increasing the multiplicity of the inner knots 0, 0.3, 0.7, 1, we obtain the new list of knots for the degree-elevated curves:

$$\{0, 0, 0, 0, 0.3, 0.3, 0.7, 0.7, 1, 1, 1, 1\}.$$

We calculate first the B-spline polygon for  $\mathbf{c}(u)$  as a curve of formal degree four with Eq. (5). The auxiliary points are computed in Appendix A.

$$\begin{aligned} \tilde{\mathbf{c}}_0 &= \tilde{\mathbf{c}}[0, 0, 0, 0] = \mathbf{c}[0, 0, 0] = (0, 0, 0), \\ \tilde{\mathbf{c}}_1 &= \tilde{\mathbf{c}}[0, 0, 0, 0.3] = \frac{\mathbf{c}[0, 0, 0] + 3\mathbf{c}[0, 0, 0.3]}{4} \\ &= (1.5, 2.25, 0), \\ \tilde{\mathbf{c}}_2 &= \tilde{\mathbf{c}}[0, 0, 0.3, 0.3] = \frac{\mathbf{c}[0, 0, 0.3] + \mathbf{c}[0, 0.3, 0.3]}{2} \\ &= (2.43, 3, 0), \\ \tilde{\mathbf{c}}_3 &= \tilde{\mathbf{c}}[0, 0.3, 0.3, 0.7] \\ &= \frac{\mathbf{c}[0, 0.3, 0.3] + 2\mathbf{c}[0, 0.3, 0.7] + \mathbf{c}[0.3, 0.3, 0.7]}{4} \\ &= (3.79, 2.78, 0), \\ \tilde{\mathbf{c}}_4 &= \tilde{\mathbf{c}}[0.3, 0.3, 0.7, 0.7] \\ &= \frac{\mathbf{c}[0.3, 0.3, 0.7] + \mathbf{c}[0.3, 0.7, 0.7]}{2} = (4.5, 1.5, 0), \\ \tilde{\mathbf{c}}_5 &= \tilde{\mathbf{c}}[0.3, 0.7, 0.7, 1] \\ &= \frac{\mathbf{c}[0.3, 0.7, 0.7] + 2\mathbf{c}[0.3, 0.7, 1] + \mathbf{c}[0.7, 0.7, 1]}{4} \\ &= (5.21, 0.51, 0.14), \\ \tilde{\mathbf{c}}_6 &= \tilde{\mathbf{c}}[0.7, 0.7, 1, 1] = \frac{\mathbf{c}[0.7, 0.7, 1] + \mathbf{c}[0.7, 1, 1]}{2} \\ &= (6.57, 1.57, 0.79), \\ \tilde{\mathbf{c}}_7 &= \tilde{\mathbf{c}}[0.7, 1, 1, 1] = \frac{3\mathbf{c}[0.7, 1, 1] + \mathbf{c}[1, 1, 1]}{4} \\ &= (7.5, 1.25, 1.5), \\ \tilde{\mathbf{c}}_8 &= \tilde{\mathbf{c}}[1, 1, 1, 1] = \mathbf{c}[1, 1, 1] = (9, -1, 3). \end{aligned}$$

Now we have to move the curve  $\mathbf{d}(u)$  over the developable surface patch so that the new boundary curve  $\tilde{\mathbf{d}}(u)$  goes through the endpoints of both rulings, shortening the director vector  $\mathbf{w}(u)$  by a factor  $f(u)$  as in Eq. (14):

$$f(u) = (1 - u) + \frac{u}{2.24}.$$

Finally, we use Eq. (12) to compute the B-spline polygon of the new boundary curve of degree four that goes through the endpoints of both rulings:

$$\begin{aligned} \tilde{\mathbf{d}}_0 &= \tilde{\mathbf{d}}[0, 0, 0, 0] = f(0)\mathbf{d}[0, 0, 0] \\ &+ (1 - f(0))\mathbf{c}[0, 0, 0] \\ &= \mathbf{d}_0 = (0, 0, 2), \\ \tilde{\mathbf{d}}_1 &= \tilde{\mathbf{d}}[0, 0, 0, 0.3] \\ &= \frac{f(0.3)\mathbf{d}[0, 0, 0] + 3f(0)\mathbf{d}[0, 0, 0.3]}{4} \\ &+ \frac{(1 - f(0.3))\mathbf{c}[0, 0, 0] + 3(1 - f(0))\mathbf{c}[0, 0, 0.3]}{4} \\ &= (1.17, 1.76, 1.97), \\ \tilde{\mathbf{d}}_2 &= \tilde{\mathbf{d}}[0, 0, 0.3, 0.3] \\ &= \frac{f(0.3)\mathbf{d}[0, 0, 0.3] + f(0)\mathbf{d}[0, 0.3, 0.3]}{2} \\ &+ \frac{(1 - f(0.3))\mathbf{c}[0, 0, 0.3] + (1 - f(0))\mathbf{c}[0, 0.3, 0.3]}{2} \\ &= (1.93, 2.39, 1.94), \\ \tilde{\mathbf{d}}_3 &= \tilde{\mathbf{d}}[0, 0.3, 0.3, 0.7] = \frac{f(0.7)\mathbf{d}[0, 0.3, 0.3]}{4} \\ &+ \frac{2f(0.3)\mathbf{d}[0, 0.3, 0.7] + f(0)\mathbf{d}[0.3, 0.3, 0.7]}{4} \\ &+ \frac{(1 - f(0.7))\mathbf{c}[0, 0.3, 0.3]}{4} \\ &+ \frac{(1 - f(0.3))\mathbf{c}[0, 0.3, 0.7]}{2} \\ &+ \frac{(1 - f(0))\mathbf{c}[0.3, 0.3, 0.7]}{4} = (3.06, 2.24, 1.86), \\ \tilde{\mathbf{d}}_4 &= \tilde{\mathbf{d}}[0.3, 0.3, 0.7, 0.7] = \frac{f(0.3)\mathbf{d}[0.3, 0.7, 0.7]}{2} \\ &+ \frac{f(0.7)\mathbf{d}[0.3, 0.3, 0.7] + (1 - f(0.3))\mathbf{c}[0.3, 0.7, 0.7]}{2} \\ &+ \frac{(1 - f(0.7))\mathbf{c}[0.3, 0.3, 0.7]}{2} = (3.71, 1.20, 1.74), \\ \tilde{\mathbf{d}}_5 &= \tilde{\mathbf{d}}[0.3, 0.7, 0.7, 1] = \frac{f(1)\mathbf{d}[0.3, 0.7, 0.7]}{4} \\ &+ \frac{2f(0.7)\mathbf{d}[0.3, 0.7, 1] + f(0.3)\mathbf{d}[0.7, 0.7, 1]}{4} \\ &+ \frac{(1 - f(1))\mathbf{c}[0.3, 0.7, 0.7]}{4} \\ &+ \frac{(1 - f(0.7))\mathbf{c}[0.3, 0.7, 1]}{2} \\ &+ \frac{(1 - f(0.3))\mathbf{c}[0.7, 0.7, 1]}{4} = (4.38, 0.35, 1.73), \\ \tilde{\mathbf{d}}_6 &= \tilde{\mathbf{d}}[0.7, 0.7, 1, 1] = \frac{f(1)\mathbf{d}[0.7, 0.7, 1]}{2} \\ &+ \frac{f(0.7)\mathbf{d}[0.7, 1, 1] + (1 - f(1))\mathbf{c}[0.7, 0.7, 1]}{2} \end{aligned}$$

$$\begin{aligned} &+ \frac{(1 - f(0.7))\mathbf{c}[0.7, 1, 1]}{2} = (5.68, 1.30, 2.14), \\ \tilde{\mathbf{d}}_7 &= \tilde{\mathbf{d}}[0.7, 1, 1, 1] \\ &= \frac{3f(1)\mathbf{d}[0.7, 1, 1] + f(0.7)\mathbf{d}[1, 1, 1]}{4} \\ &+ \frac{3(1 - f(1))\mathbf{c}[0.7, 1, 1] + (1 - f(0.7))\mathbf{c}[1, 1, 1]}{4} \\ &= (6.56, 1.05, 2.70), \\ \tilde{\mathbf{d}}_8 &= \tilde{\mathbf{d}}[1, 1, 1, 1] = f(1)\mathbf{d}[1, 1, 1] \\ &+ (1 - f(1))\mathbf{c}[1, 1, 1] = (8, -1, 4). \end{aligned}$$

The degree-elevated B-spline net for the new surface patch, complying with the requirements of the example, can be seen in Fig. 7.

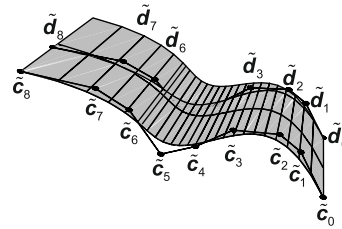


Fig. 7 Degree-elevation and restriction of the developable surface patch in Fig. 5

We could also split the original curve  $\mathbf{c}(u)$  into three cubic Bézier pieces, raise the degree of each of them to obtain curves of formal degree four with control points,

$$\begin{aligned} \tilde{\mathbf{C}}_0 &= (0, 0, 0), \quad \tilde{\mathbf{C}}_1 = (1.5, 2.25, 0), \quad \tilde{\mathbf{C}}_2 = (2.43, 3, 0), \\ \tilde{\mathbf{C}}_3 &= (3.01, 2.90, 0), \quad \tilde{\mathbf{C}}_4 = (3.48, 2.61, 0), \\ \tilde{\mathbf{C}}_5 &= (4.09, 2.23, 0), \quad \tilde{\mathbf{C}}_6 = (4.5, 1.5, 0), \\ \tilde{\mathbf{C}}_7 &= (4.91, 0.93, 0.08), \quad \tilde{\mathbf{C}}_8 = (5.52, 1.04, 0.33), \\ \tilde{\mathbf{C}}_9 &= (5.99, 1.12, 0.51), \quad \tilde{\mathbf{C}}_{10} = (6.57, 1.57, 0.79), \\ \tilde{\mathbf{C}}_{11} &= (7.5, 1.25, 1.5), \quad \tilde{\mathbf{C}}_{12} = (9, -1, 3), \end{aligned}$$

and use the construction in Aumann (2004) to extend each Bézier developable surface patch to comply with the prescription of endpoints, by multiplication by the same factor  $f(u)$ . One reaches the same result as applying insertion of knots 0, 0.3, 0.7, 1 to  $\tilde{\mathbf{d}}(u)$ :

$$\begin{aligned} \tilde{\mathbf{D}}_0 &= (0, 0, 2), \quad \tilde{\mathbf{D}}_1 = (1.17, 1.76, 1.97), \\ \tilde{\mathbf{D}}_2 &= (1.93, 2.39, 1.94), \quad \tilde{\mathbf{D}}_3 = (2.41, 2.32, 1.91), \\ \tilde{\mathbf{D}}_4 &= (2.81, 2.10, 1.87), \quad \tilde{\mathbf{D}}_5 = (3.34, 1.79, 1.81), \\ \tilde{\mathbf{D}}_6 &= (3.71, 1.20, 1.74), \quad \tilde{\mathbf{D}}_7 = (4.09, 0.71, 1.74), \end{aligned}$$

$$\begin{aligned} \tilde{\mathbf{D}}_8 &= (4.68, 0.82, 1.86), \quad \tilde{\mathbf{D}}_9 = (5.12, 0.89, 1.96), \\ \tilde{\mathbf{D}}_{10} &= (5.68, 1.30, 2.14), \quad \tilde{\mathbf{D}}_{11} = (6.56, 1.05, 2.70), \\ \tilde{\mathbf{D}}_{12} &= (8, -1, 4). \end{aligned}$$

The boundary rulings of the quartic Bézier developable surfaces have been marked in Fig. 7.

### 7 Triangular developable surfaces

We may pose another interpolation problem in which the first ruling collapses to a point,  $\mathbf{c}(a) = \mathbf{d}(a)$ ,

$$\mathbf{b}(u, v) = (1 - v)\mathbf{c}(u) + v\mathbf{d}(u), \quad u \in [a, b].$$

The resulting developable patch is triangular in the sense that it is bounded by two curves and just one straight segment. Instead of the first point of the unknown curve of the boundary, we may give as datum its initial velocity  $\mathbf{d}'(a)$ .

**Problem 3** Given a spline curve  $\mathbf{c}(u)$  of degree  $n$ ,  $N$  pieces, B-spline polygon  $\{\mathbf{c}_0, \mathbf{c}_1, \dots, \mathbf{c}_L\}$  and a list of knots  $\{u_0, u_1, \dots, u_K\}$ ,  $u \in [a, b]$ ,  $a = u_{n-1}$ ,  $b = u_{n+N-1}$ , a point  $\mathbf{d}_L$  and a vector  $\mathbf{d}'(a)$ , find a triangular developable surface  $\mathbf{b}(u, v)$  through  $\mathbf{c}(u)$ , such that  $\mathbf{c}(u, 0) = \mathbf{c}(u)$ ,  $\mathbf{c}(a, v) = \mathbf{c}_0$  for all  $v$ ,  $\mathbf{c}(b, 1) = \mathbf{d}_L$ ,  $\mathbf{c}_u(a, 1) = \mathbf{d}'(a)$ .

We do not know the first ruling of the surface, but we may use previous constructions to compute a spline developable patch through the curve  $\mathbf{c}(u)$  and use  $\mathbf{d}_L$  to fix the last ruling:

$$\mathbf{b}(u, v) = \mathbf{c}(u) + v\mathbf{w}(u), \quad \mathbf{w}(u) = \mathbf{d}(u) - \mathbf{c}(u).$$

To collapse the first ruling to a point, we shorten the patch along the rulings,

$$\hat{\mathbf{b}}(u, v) = \mathbf{c}(u) + vf(u)\mathbf{w}(u), \quad f(u) = \frac{u - a}{b - a}, \quad (15)$$

so that  $\hat{\mathbf{c}}(a, v) = \mathbf{c}_0$  for all  $v$ .

We compute the velocity

$$\hat{\mathbf{b}}_u(u, v) = \mathbf{c}'(u) + \frac{v}{b - a}\mathbf{w}(u) + vf(u)\mathbf{w}'(u)$$

of the boundary curve  $\mathbf{d}(u)$  at  $u = a$ , making use of Eq. (4):

$$\begin{aligned} \hat{\mathbf{d}}'(a) &= \hat{\mathbf{c}}_u(a, 1) = \mathbf{c}'(a) + \frac{\mathbf{w}(a)}{b - a} \\ &= n \frac{\mathbf{c}_1 - \mathbf{c}_0}{u_n - u_{n-1}} + \frac{\mathbf{d}_0 - \mathbf{c}_0}{b - a}. \end{aligned}$$

From this expression we obtain the vertex  $\mathbf{d}_0$  that is necessary for obtaining the velocity  $\hat{\mathbf{d}}'(a)$ :

$$\mathbf{d}_0 = \mathbf{c}_0 + (b - a) \left( \hat{\mathbf{d}}'(a) - n \frac{\mathbf{c}_1 - \mathbf{c}_0}{u_n - u_{n-1}} \right). \quad (16)$$

Since we need to fix both  $\mathbf{d}_0$  and  $\mathbf{d}_L$  to obtain the developable patch  $\mathbf{b}(u, v)$ , the construction from the previous section is required and hence such a patch must be of degree  $n + 1$ . Since  $\mathbf{c}(u)$  is still of degree  $n$ , the calculation done in Eq. (16) is nonetheless valid, whereas we keep the original vertices  $\mathbf{c}_0$  and  $\mathbf{c}_1$ . Finally, shortening the surface patch as in Eq. (15) with  $f(u)$  produces a triangular patch of degree  $n + 2$ .

To summarise, the solution of this problem is reduced to the one of Problem 2:

1. Calculate the vertex  $\mathbf{d}_0$  and  $\mathbf{v} = \mathbf{d}_0 - \mathbf{c}_0$  using Eq. (16).
2. Write the algebraic equation (10) with the B-spline polygon for  $\mathbf{c}(u)$ , the list of knots and vectors for the rulings  $\mathbf{c}_0\mathbf{d}_0$ ,  $\mathbf{c}_L\mathbf{d}_L$  and obtain a solution  $M_0^*$ .
3. Fix  $A_0^*$  by choosing  $\mathbf{d}_0$  in Eq. (11) ( $\sigma = 1$ , but  $\tau \neq 1$  in general).
4. Use the recursivity relation in Eq. (8) to compute the vertices of  $\mathbf{d}(u)$ .
5. Increase by one the multiplicity of the inner knots of the boundary curves.
6. Formally raise the degree of  $\mathbf{c}(u)$  and compute the new B-spline vertices  $\tilde{\mathbf{c}}_i$  with Eq. (5).
7. Choose  $f(u)$  so that  $f(a) = 1$ ,  $f(b) = 1/\tau$ :

$$f(u) = \frac{b - u}{b - a} + \frac{1}{\tau} \frac{u - a}{b - a}.$$

8. Use this function to compute the B-spline vertices  $\tilde{\mathbf{d}}_i$  for the new boundary curve  $\tilde{\mathbf{d}}(u)$  with Eqs. (12) and (13).

9. Increase by one the multiplicity of the inner knots of the boundary curves.

10. Formally raise the degree of  $\tilde{\mathbf{c}}(u)$  and compute the new B-spline vertices  $\hat{\mathbf{c}}_i$  with Eq. (5).

11. Use a function  $\hat{f}(u) = u$  to shrink the first ruling to a point and compute the B-spline vertices  $\hat{\mathbf{d}}_i$  for the new boundary curve  $\hat{\mathbf{d}}(u)$  with Eqs. (12) and (13).

12. The B-spline polygons  $\{\hat{\mathbf{c}}_0, \hat{\mathbf{c}}_1, \dots, \hat{\mathbf{c}}_{L'}\}$  and  $\{\hat{\mathbf{d}}_0, \hat{\mathbf{d}}_1, \dots, \hat{\mathbf{d}}_{L'}\}$  form the B-spline net for the triangular developable patch complying with the prescription.

**Example 4** Consider a spline curve of degree three and three pieces with B-spline polygon

$$\mathbf{c}_0 = (0, 0, 0), \quad \mathbf{c}_1 = (2, 3, 0), \quad \mathbf{c}_2 = (4, 3, 0),$$

$$\mathbf{c}_3 = (5, 0, 0), \mathbf{c}_4 = (7, 2, 1), \mathbf{c}_5 = (9, -1, 3),$$

and a list of knots  $\{0, 0, 0, 0.3, 0.7, 1, 1, 1\}$ . For the last ruling we choose direction  $\mathbf{w} = (-1, 0, 1)$ . Find a triangular developable surface patch bounded by  $\mathbf{c}(u)$ , an unknown curve  $\hat{\mathbf{d}}(u)$ , and the ruling defined by  $\mathbf{w}$ , such that  $\hat{\mathbf{d}}(0) = \mathbf{c}_0$ ,  $\hat{\mathbf{d}}'(0) = (20, 30.5, 2)$ ,  $\hat{\mathbf{d}}(1) = \mathbf{c}_5 + \mathbf{w} = (8, -1, 4)$ .

First of all, we calculate the first ruling of the developable surface. According to Eq. (16) we need

$$\mathbf{v} = \mathbf{d}_0 - \mathbf{c}_0 = \hat{\mathbf{d}}'(0) + \frac{3}{0.3}(\mathbf{c}_0 - \mathbf{c}_1) = (0, 0.5, 2),$$

and we calculate the determinant in Eq. (10),

$$\begin{aligned} & \det(\mathbf{a}(M^*) - \mathbf{c}_L, \mathbf{v}, \mathbf{w}) \\ &= \frac{8M^{*4} + 2.6M^{*3} - 16M^{*2} + 14.5M^* - 3.5}{M^{*3}(M^* - 0.3)(M^* - 0.7)}, \end{aligned}$$

so that developability is granted by choosing parameter  $M^*$  as a real solution of

$$8M^{*4} + 2.6M^{*3} - 16M^{*2} + 14.5M^* - 3.5 = 0.$$

That is,  $M^* = -1.92, 0.38$ . The other two solutions are complex.

For having  $\mathbf{d}_0 = (0, 0.5, 2)$  on the first ruling, we need to take  $\sigma = 1$  in Eq. (11). The respective values of parameter  $\Lambda^*$  are  $-1.16, 0.59$ . We choose the first pair of parameters for our calculations as  $\Lambda_0^* = -1.16, M_0^* = 0.59$ .

We calculate next the B-spline polygon for the second boundary curve according to Corollary 1:

$$\mathbf{d}_{i+1} = \frac{(u_{i+n} - \Lambda^*)\mathbf{c}_i + (\Lambda^* - u_i)\mathbf{c}_{i+1} + (M^* - u_{i+n})\mathbf{d}_i}{M^* - u_i}$$

for  $i = 0, 1, \dots, L - 1$ ,

$$\begin{aligned} \mathbf{d}_0 &= (0, 0.5, 2), \\ \mathbf{d}_1 &= \frac{(u_3 - \Lambda^*)\mathbf{c}_0 + (\Lambda^* - u_0)\mathbf{c}_1 + (M^* - u_3)\mathbf{d}_0}{M^* - u_0} \\ &= (1.21, 2.39, 2.31), \\ \mathbf{d}_2 &= \frac{(u_4 - \Lambda^*)\mathbf{c}_1 + (\Lambda^* - u_1)\mathbf{c}_2 + (M^* - u_4)\mathbf{d}_1}{M^* - u_1} \\ &= (2.13, 2.17, 3.16), \\ \mathbf{d}_3 &= \frac{(u_5 - \Lambda^*)\mathbf{c}_2 + (\Lambda^* - u_2)\mathbf{c}_3 + (M^* - u_5)\mathbf{d}_2}{M^* - u_2} \\ &= (1.77, -0.07, 4.80), \end{aligned}$$

$$\begin{aligned} \mathbf{d}_4 &= \frac{(u_6 - \Lambda^*)\mathbf{c}_3 + (\Lambda^* - u_3)\mathbf{c}_4 + (M^* - u_6)\mathbf{d}_3}{M^* - u_3} \\ &= (2.07, 1.22, 6.97), \\ \mathbf{d}_5 &= \frac{(u_7 - \Lambda^*)\mathbf{c}_4 + (\Lambda^* - u_4)\mathbf{c}_5 + (M^* - u_7)\mathbf{d}_4}{M^* - u_4} \\ &= (2.92, -1.00, 9.08). \end{aligned}$$

Hence,  $\mathbf{d}_5 - \mathbf{c}_5 = \tau\mathbf{w}$ , with  $\tau = 6.08$ . We show the surface patch in Fig. 8.

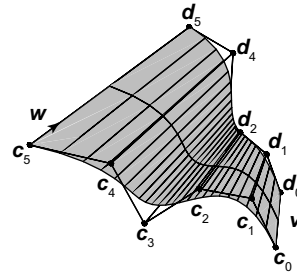


Fig. 8 Developable surface of degree 3 and three pieces

Next we shorten the surface patch so that the new boundary curve  $\hat{\mathbf{d}}(u)$  ends up at  $(8, -1, 4)$ . From the previous example we know that we are to increase the multiplicity of the inner knots by one,

$$\{0, 0, 0, 0, 0.3, 0.3, 0.7, 0.7, 1, 1, 1, 1\},$$

formally raise the degree of  $\mathbf{c}(u)$  to four,

$$\begin{aligned} \tilde{\mathbf{c}}_0 &= (0, 0, 0), \tilde{\mathbf{c}}_1 = (1.5, 2.25, 0), \tilde{\mathbf{c}}_2 = (2.43, 3, 0), \\ \tilde{\mathbf{c}}_3 &= (3.79, 2.78, 0), \tilde{\mathbf{c}}_4 = (4.5, 1.5, 0), \\ \tilde{\mathbf{c}}_5 &= (5.21, 0.51, 0.14), \tilde{\mathbf{c}}_6 = (6.57, 1.57, 0.79), \\ \tilde{\mathbf{c}}_7 &= (7.5, 1.25, 1.5), \tilde{\mathbf{c}}_8 = (9, -1, 3), \end{aligned}$$

and shorten the director vector  $\mathbf{w}(u)$  by a factor  $f(u)$  as in Eq. (14),

$$f(u) = (1 - u) + \frac{u}{6.08},$$

so that the new boundary curve  $\tilde{\mathbf{d}}(u)$  has degree four and B-spline polygon using Eq. (12), given by

$$\begin{aligned} \tilde{\mathbf{d}}_0 &= \tilde{\mathbf{d}}[0, 0, 0, 0] = f(0)\mathbf{d}[0, 0, 0] + (1 - f(0))\mathbf{c}[0, 0, 0] \\ &= \mathbf{d}_0 = (0, 0.5, 2), \\ \tilde{\mathbf{d}}_1 &= \tilde{\mathbf{d}}[0, 0, 0, 0.3] = \frac{f(0.3)\mathbf{d}[0, 0, 0] + 3f(0)\mathbf{d}[0, 0, 0.3]}{4} \\ &\quad + \frac{(1 - f(0.3))\mathbf{c}[0, 0, 0] + 3(1 - f(0))\mathbf{c}[0, 0, 0.3]}{4} \\ &= (0.91, 1.89, 2.11), \end{aligned}$$

$$\begin{aligned} \tilde{\mathbf{d}}_2 &= \tilde{\mathbf{d}}[0, 0, 0.3, 0.3] \\ &= \frac{f(0.3)\mathbf{d}[0, 0, 0.3] + f(0)\mathbf{d}[0, 0.3, 0.3]}{2} \\ &\quad + \frac{(1 - f(0.3))\mathbf{c}[0, 0, 0.3] + (1 - f(0))\mathbf{c}[0, 0.3, 0.3]}{2} \\ &= (1.51, 2.42, 2.20), \\ \tilde{\mathbf{d}}_3 &= \tilde{\mathbf{d}}[0, 0.3, 0.3, 0.7] = \frac{f(0.7)\mathbf{d}[0, 0.3, 0.3]}{4} \\ &\quad + \frac{2f(0.3)\mathbf{d}[0, 0.3, 0.7] + f(0)\mathbf{d}[0.3, 0.3, 0.7]}{4} \\ &\quad + \frac{(1 - f(0.7))\mathbf{c}[0, 0.3, 0.3] + 2(1 - f(0.3))\mathbf{c}[0, 0.3, 0.7]}{4} \\ &\quad + \frac{(1 - f(0))\mathbf{c}[0.3, 0.3, 0.7]}{4} = (2.39, 2.24, 2.37), \\ \tilde{\mathbf{d}}_4 &= \tilde{\mathbf{d}}[0.3, 0.3, 0.7, 0.7] = \frac{f(0.3)\mathbf{d}[0.3, 0.7, 0.7]}{2} \\ &\quad + \frac{f(0.7)\mathbf{d}[0.3, 0.3, 0.7] + (1 - f(0.3))\mathbf{c}[0.3, 0.7, 0.7]}{2} \\ &\quad + \frac{(1 - f(0.7))\mathbf{c}[0.3, 0.3, 0.7]}{2} = (2.97, 1.26, 2.37), \\ \tilde{\mathbf{d}}_5 &= \tilde{\mathbf{d}}[0.3, 0.7, 0.7, 1] = \frac{f(1)\mathbf{d}[0.3, 0.7, 0.7]}{4} \\ &\quad + \frac{2f(0.7)\mathbf{d}[0.3, 0.7, 1] + f(0.3)\mathbf{d}[0.7, 0.7, 1]}{4} \\ &\quad + \frac{(1 - f(1))\mathbf{c}[0.3, 0.7, 0.7]}{4} \\ &\quad + \frac{2(1 - f(0.7))\mathbf{c}[0.3, 0.7, 1] + (1 - f(0.3))\mathbf{c}[0.7, 0.7, 1]}{4} \\ &= (3.64, 0.39, 2.34), \\ \tilde{\mathbf{d}}_6 &= \tilde{\mathbf{d}}[0.7, 0.7, 1, 1] \\ &= \frac{f(1)\mathbf{d}[0.7, 0.7, 1] + f(0.7)\mathbf{d}[0.7, 1, 1]}{2} \\ &\quad + \frac{(1 - f(1))\mathbf{c}[0.7, 0.7, 1] + (1 - f(0.7))\mathbf{c}[0.7, 1, 1]}{2} \\ &= (5.20, 1.37, 2.48), \\ \tilde{\mathbf{d}}_7 &= \tilde{\mathbf{d}}[0.7, 1, 1, 1] = \frac{3f(1)\mathbf{d}[0.7, 1, 1] + f(0.7)\mathbf{d}[1, 1, 1]}{4} \\ &\quad + \frac{3(1 - f(1))\mathbf{c}[0.7, 1, 1] + (1 - f(0.7))\mathbf{c}[1, 1, 1]}{4} \\ &= (6.26, 1.15, 2.87), \\ \tilde{\mathbf{d}}_8 &= \tilde{\mathbf{d}}[1, 1, 1, 1] = f(1)\mathbf{d}[1, 1, 1] + (1 - f(1))\mathbf{c}[1, 1, 1] \\ &= (8, -1, 4), \end{aligned}$$

where the auxiliary points are computed with blossoms in Appendix B. The result of this restriction of the surface patch is shown in Fig. 9.

Finally, following Eq. (15), we further trim the surface patch bounded by  $\mathbf{c}(u)$  and  $\tilde{\mathbf{d}}(u)$  to shrink the first ruling to vertex  $\mathbf{c}_0$ .

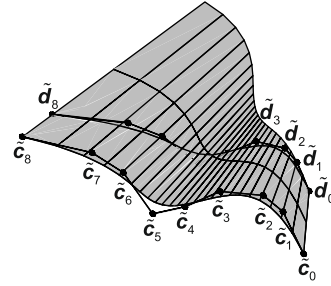


Fig. 9 Restriction of the developable surface patch in Fig. 8

Since we are raising the degree of the curves from four to five, we have to increase the multiplicity of the inner knots by one:

$$\{0, 0, 0, 0, 0, 0.3, 0.3, 0.3, 0.7, 0.7, 0.7, 1, 1, 1, 1, 1\}.$$

The curve  $\mathbf{c}(u)$  becomes formally of degree five using Eq. (5) with B-spline polygon:

$$\begin{aligned} \hat{\mathbf{c}}_0 &= \hat{\mathbf{c}}[0, 0, 0, 0, 0] = \tilde{\mathbf{c}}[0, 0, 0, 0] = (0, 0, 0), \\ \hat{\mathbf{c}}_1 &= \hat{\mathbf{c}}[0, 0, 0, 0, 0.3] = \frac{\tilde{\mathbf{c}}[0, 0, 0, 0] + 4\tilde{\mathbf{c}}[0, 0, 0, 0.3]}{5} \\ &= (1.20, 1.80, 0.0), \\ \hat{\mathbf{c}}_2 &= \hat{\mathbf{c}}[0, 0, 0, 0.3, 0.3] = \frac{2\tilde{\mathbf{c}}[0, 0, 0, 0.3]}{5} \\ &\quad + \frac{3\tilde{\mathbf{c}}[0, 0, 0.3, 0.3]}{5} = (2.06, 2.70, 0.0), \\ \hat{\mathbf{c}}_3 &= \hat{\mathbf{c}}[0, 0, 0.3, 0.3, 0.3] = \frac{3\tilde{\mathbf{c}}[0, 0, 0.3, 0.3]}{5} \\ &\quad + \frac{2\tilde{\mathbf{c}}[0, 0.3, 0.3, 0.3]}{5} = (2.66, 2.96, 0.0), \\ \hat{\mathbf{c}}_4 &= \hat{\mathbf{c}}[0, 0.3, 0.3, 0.3, 0.7] = \frac{\tilde{\mathbf{c}}[0, 0.3, 0.3, 0.3]}{5} \\ &\quad + \frac{3\tilde{\mathbf{c}}[0, 0.3, 0.3, 0.7] + \tilde{\mathbf{c}}[0.3, 0.3, 0.3, 0.7]}{5} \\ &= (3.69, 2.69, 0.0), \\ \hat{\mathbf{c}}_5 &= \hat{\mathbf{c}}[0.3, 0.3, 0.3, 0.7, 0.7] = \frac{2\tilde{\mathbf{c}}[0.3, 0.3, 0.3, 0.7]}{5} \\ &\quad + \frac{3\tilde{\mathbf{c}}[0.3, 0.3, 0.7, 0.7]}{5} = (4.34, 1.79, 0.0), \\ \hat{\mathbf{c}}_6 &= \hat{\mathbf{c}}[0.3, 0.3, 0.7, 0.7, 0.7] = \frac{3\tilde{\mathbf{c}}[0.3, 0.3, 0.7, 0.7]}{5} \\ &\quad + \frac{2\tilde{\mathbf{c}}[0.3, 0.7, 0.7, 0.7]}{5} = (4.66, 1.27, 0.03), \\ \hat{\mathbf{c}}_7 &= \hat{\mathbf{c}}[0.3, 0.7, 0.7, 0.7, 1] = \frac{\tilde{\mathbf{c}}[0.3, 0.7, 0.7, 0.7]}{5} \\ &\quad + \frac{3\tilde{\mathbf{c}}[0.3, 0.7, 0.7, 1] + \tilde{\mathbf{c}}[0.7, 0.7, 0.7, 1]}{5} \\ &= (5.31, 0.72, 0.20), \end{aligned}$$

$$\begin{aligned}\hat{c}_8 &= \hat{c}[0.7, 0.7, 0.7, 1, 1] = \frac{2\tilde{c}[0.7, 0.7, 0.7, 1]}{5} \\ &+ \frac{3\tilde{c}[0.7, 0.7, 1, 1]}{5} = (6.34, 1.39, 0.68), \\ \hat{c}_9 &= \hat{c}[0.7, 0.7, 1, 1, 1] = \frac{3\tilde{c}[0.7, 0.7, 1, 1]}{5} \\ &+ \frac{2\tilde{c}[0.7, 1, 1, 1]}{5} = (6.94, 1.44, 1.07), \\ \hat{c}_{10} &= \hat{c}[0.7, 1, 1, 1, 1] = \frac{4\tilde{c}[0.7, 1, 1, 1] + \tilde{c}[1, 1, 1, 1]}{5} \\ &= (7.80, 0.80, 1.80), \\ \hat{c}_{11} &= \hat{c}[1, 1, 1, 1, 1] = \tilde{c}[1, 1, 1, 1] = (9, -1, 3),\end{aligned}$$

and following Eq. (15), we shrink the rulings with a factor  $\hat{f}(u) = u$ . The auxiliary points are computed using the multiaffinity property of blossoms in Appendix C.

Using Eq. (12), we obtain the B-spline polygon of the final boundary curve  $\hat{d}(u)$  of degree five:

$$\begin{aligned}\hat{d}_0 &= \hat{d}[0, 0, 0, 0, 0] = \hat{f}(0)\tilde{d}[0, 0, 0, 0] \\ &+ (1 - \hat{f}(0))\tilde{c}[0, 0, 0, 0] = \tilde{c}_0 = (0, 0, 0), \\ \hat{d}_1 &= \hat{d}[0, 0, 0, 0, 0.3] = \frac{\hat{f}(0.3)\tilde{d}[0, 0, 0, 0]}{5} \\ &+ \frac{4\hat{f}(0)\tilde{d}[0, 0, 0, 0.3] + (1 - \hat{f}(0.3))\tilde{c}[0, 0, 0, 0]}{5} \\ &+ \frac{4(1 - \hat{f}(0))\tilde{c}[0, 0, 0, 0.3]}{5} \\ &= (1.20, 1.83, 0.12), \\ \hat{d}_2 &= \hat{d}[0, 0, 0, 0.3, 0.3] = \frac{2\hat{f}(0.3)\tilde{d}[0, 0, 0, 0.3]}{5} \\ &+ \frac{3\hat{f}(0)\tilde{d}[0, 0, 0.3, 0.3] + 2(1 - \hat{f}(0.3))\tilde{c}[0, 0, 0, 0.3]}{5} \\ &+ \frac{3(1 - \hat{f}(0))\tilde{c}[0, 0, 0.3, 0.3]}{5} = (1.99, 2.66, 0.25), \\ \hat{d}_3 &= \hat{d}[0, 0, 0.3, 0.3, 0.3] = \frac{3\hat{f}(0.3)\tilde{d}[0, 0, 0.3, 0.3]}{5} \\ &+ \frac{2\hat{f}(0)\tilde{d}[0, 0.3, 0.3, 0.3] + 3(1 - \hat{f}(0.3))\tilde{c}[0, 0, 0.3, 0.3]}{5} \\ &+ \frac{2(1 - \hat{f}(0))\tilde{c}[0, 0.3, 0.3, 0.3]}{5} = (2.50, 2.86, 0.40), \\ \hat{d}_4 &= \hat{d}[0, 0.3, 0.3, 0.3, 0.7] = \frac{\hat{f}(0.7)\tilde{d}[0, 0.3, 0.3, 0.3]}{5} \\ &+ \frac{3\hat{f}(0.3)\tilde{d}[0, 0.3, 0.3, 0.7] + \hat{f}(0)\tilde{d}[0.3, 0.3, 0.3, 0.7]}{5} \\ &+ \frac{(1 - \hat{f}(0.7))\tilde{c}[0, 0.3, 0.3, 0.3]}{5} \\ &+ \frac{3(1 - \hat{f}(0.3))\tilde{c}[0, 0.3, 0.3, 0.7]}{5}\end{aligned}$$

$$\begin{aligned}&+ \frac{(1 - \hat{f}(0))\tilde{c}[0.3, 0.3, 0.3, 0.7]}{5} = (3.29, 2.52, 0.75), \\ \hat{d}_5 &= \hat{d}[0.3, 0.3, 0.3, 0.7, 0.7] = \frac{2\hat{f}(0.7)\tilde{d}[0.3, 0.3, 0.3, 0.7]}{5} \\ &+ \frac{3\hat{f}(0.3)\tilde{d}[0.3, 0.3, 0.7, 0.7]}{5} \\ &+ \frac{2(1 - \hat{f}(0.7))\tilde{c}[0.3, 0.3, 0.3, 0.7]}{5} \\ &+ \frac{3(1 - \hat{f}(0.3))\tilde{c}[0.3, 0.3, 0.7, 0.7]}{5} \\ &+ (3.65, 1.64, 1.09), \\ \hat{d}_6 &= \hat{d}[0.3, 0.3, 0.7, 0.7, 0.7] = \frac{3\hat{f}(0.7)\tilde{d}[0.3, 0.3, 0.7, 0.7]}{5} \\ &+ \frac{2\hat{f}(0.3)\tilde{d}[0.3, 0.7, 0.7, 0.7]}{5} \\ &+ \frac{3(1 - \hat{f}(0.7))\tilde{c}[0.3, 0.3, 0.7, 0.7]}{5} \\ &+ \frac{2(1 - \hat{f}(0.3))\tilde{c}[0.3, 0.7, 0.7, 0.7]}{5} \\ &+ (3.83, 1.15, 1.30), \\ \hat{d}_7 &= \hat{d}[0.3, 0.7, 0.7, 0.7, 1] = \frac{\hat{f}(1)\tilde{d}[0.3, 0.7, 0.7, 0.7]}{5} \\ &+ \frac{3\hat{f}(0.7)\tilde{d}[0.3, 0.7, 0.7, 1] + \hat{f}(0.3)\tilde{d}[0.7, 0.7, 0.7, 1]}{5} \\ &+ \frac{(1 - \hat{f}(1))\tilde{c}[0.3, 0.7, 0.7, 0.7]}{5} \\ &+ \frac{3(1 - \hat{f}(0.7))\tilde{c}[0.3, 0.7, 0.7, 1]}{5} \\ &+ \frac{(1 - \hat{f}(0.3))\tilde{c}[0.7, 0.7, 0.7, 1]}{5} = (4.25, 0.62, 1.70), \\ \hat{d}_8 &= \hat{d}[0.7, 0.7, 0.7, 1, 1] = \frac{2\hat{f}(1)\tilde{d}[0.7, 0.7, 0.7, 1]}{5} \\ &+ \frac{3\hat{f}(0.7)\tilde{d}[0.7, 0.7, 1, 1] + 2(1 - \hat{f}(1))\tilde{c}[0.7, 0.7, 0.7, 1]}{5} \\ &+ \frac{3(1 - \hat{f}(0.7))\tilde{c}[0.7, 0.7, 1, 1]}{5} = (5.18, 1.24, 2.15), \\ \hat{d}_9 &= \hat{d}[0.7, 0.7, 1, 1, 1] = \frac{3\hat{f}(1)\tilde{d}[0.7, 0.7, 1, 1]}{5} \\ &+ \frac{2\hat{f}(0.7)\tilde{d}[0.7, 1, 1, 1] + 3(1 - \hat{f}(1))\tilde{c}[0.7, 0.7, 1, 1]}{5} \\ &+ \frac{2(1 - \hat{f}(0.7))\tilde{c}[0.7, 1, 1, 1]}{5} = (5.77, 1.30, 2.47), \\ \hat{d}_{10} &= \hat{d}[0.7, 1, 1, 1, 1] = \frac{4\hat{f}(1)\tilde{d}[0.7, 1, 1, 1]}{5} \\ &+ \frac{\hat{f}(0.7)\tilde{d}[1, 1, 1, 1] + 4(1 - \hat{f}(1))\tilde{c}[0.7, 1, 1, 1]}{5} \\ &+ \frac{(1 - \hat{f}(0.7))\tilde{c}[1, 1, 1, 1]}{5}\end{aligned}$$

$$\begin{aligned}
&= (6.67, 0.72, 3.03), \\
\hat{\mathbf{d}}_{11} &= \hat{\mathbf{d}}[1, 1, 1, 1, 1] = \hat{f}(1)\tilde{\mathbf{d}}[1, 1, 1, 1] \\
&+ (1 - \hat{f}(1))\tilde{\mathbf{c}}[1, 1, 1, 1] = \tilde{\mathbf{d}}_{11} = (8, -1, 4).
\end{aligned}$$

The triangular B-spline net for the surface patch which satisfies the requirements of the example is shown in Fig. 10.

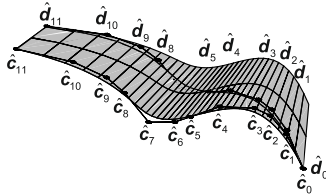


Fig. 10 Restriction to a triangular patch of the developable surface patch in Fig. 9

We check that in fact the velocity of the boundary curve  $\hat{\mathbf{d}}(u)$  of degree  $n = 5$  is

$$\begin{aligned}
\hat{\mathbf{d}}'(0) &= n \frac{\hat{\mathbf{d}}_1 - \hat{\mathbf{d}}_0}{\hat{u}_n - \hat{u}_{n-1}} = \frac{5}{0.3} (1.20, 1.83, 0.12) \\
&= (20.00, 30.50, 2.00).
\end{aligned}$$

## 8 Conclusions

We have used a procedure of degree elevation to obtain spline developable surfaces, from which we know the segments of the first and last rulings and one of the curves of the boundary. It consists of first solving the problem with free endpoints of the rulings and then moving the resulting boundary curve along the rulings to match the endpoints and increase the degree of the curves by one. This solution is also used to find a triangular spline developable patch from which we know the last ruling, one of the curves of the boundary, and the initial velocity of the other curve.

## References

- Aumann, G., 2003. A simple algorithm for designing developable Bézier surfaces. *Comput. Aided Geom. Des.*, **20**(8-9):601-619. [doi:10.1016/j.cagd.2003.07.001]
- Aumann, G., 2004. Degree elevation and developable Bézier surfaces. *Comput. Aided Geom. Des.*, **21**(7):661-670. [doi:10.1016/j.cagd.2004.04.007]
- Bodduluri, R.M.C., Ravani, B., 1993. Design of developable surfaces using duality between plane and point geometries. *Comput.-Aided Des.*, **25**(10):621-632. [doi:10.1016/0010-4485(93)90017-I]
- Chalfant, J.S., Maekawa, T., 1998. Design for manufacturing using B-spline developable surfaces. *J. Ship Res.*, **42**(3):207-215.
- Chu, C.H., Séquin, C.H., 2002. Developable Bézier patches: properties and design. *Comput.-Aided Des.*, **34**(7):511-527. [doi:10.1016/S0010-4485(01)00122-1]
- Chu, C.H., Wang, C.C.L., Tsai, C.R., 2008. Computer aided geometric design of strip using developable Bézier patches. *Comput. Ind.*, **59**(6):601-611. [doi:10.1016/j.compind.2008.03.001]
- Farin, G., 1986. Triangular Bernstein-Bézier patches. *Comput. Aided Geom. Des.*, **3**(2):83-127. [doi:10.1016/0167-8396(86)90016-6]
- Farin, G., 2002. *Curves and Surfaces for CAGD: a Practical Guide*. Morgan Kaufmann Publishers Inc., San Francisco, CA, USA.
- Fernández-Jambrina, L., 2007. B-spline control nets for developable surfaces. *Comput. Aided Geom. Des.*, **24**(4):189-199. [doi:10.1016/j.cagd.2007.03.001]
- Frey, W.H., Bindschadler, D., 1993. *Computer Aided Design of a Class of Developable Bézier Surfaces*. Technical Report, GM Research Publication R&D-8057.
- Hu, G., Ji, X., Qin, X., 2012. Geometric design and shape adjustment for developable B-spline surfaces with multiple shape parameters. *J. Appl. Sci.-Electron. Inform. Eng.*, **30**(3):324-330.
- Juhász, I., Róth, Á., 2008. Bézier surfaces with linear isoparametric lines. *Comput. Aided Geom. Des.*, **25**(6):385-396. [doi:10.1016/j.cagd.2007.09.003]
- Kilgore, U., 1967. *Developable Hull Surfaces*. Fishing Boats of the World, Volume 3. Fishing News Books Ltd., Surrey, p.425-431.
- Lang, J., Röschel, O., 1992. Developable  $(1, n)$ -Bézier surfaces. *Comput. Aided Geom. Des.*, **9**(4):291-298. [doi:10.1016/0167-8396(92)90036-O]
- Leopoldseder, S., 2001. Algorithms on cone spline surfaces and spatial osculating arc splines. *Comput. Aided Geom. Des.*, **18**(6):505-530. [doi:10.1016/S0167-8396(01)00047-4]
- Liu, Y.J., Tang, K., Gong, W.Y., et al., 2011. Industrial design using interpolatory discrete developable surfaces. *Comput.-Aided Des.*, **43**(9):1089-1098. [doi:10.1016/j.cad.2011.06.001]
- Mancewicz, M.J., Frey, W.H., 1992. *Developable Surfaces: Properties, Representations and Methods of Design*. Technical Report, GM Research Publication GMR-7637.
- Pérez, F., Suárez, J.A., 2007. Quasi-developable B-spline surfaces in ship hull design. *Comput.-Aided Des.*, **39**(10):853-862. [doi:10.1016/j.cad.2007.04.004]
- Pérez-Arribas, F., Suárez-Suárez, J.A., Fernández-Jambrina, L., 2006. Automatic surface modelling of a ship hull. *Comput.-Aided Des.*, **38**(6):584-594. [doi:10.1016/j.cad.2006.01.013]
- Peternell, M., 2004. Developable surface fitting to point clouds. *Comput. Aided Geom. Des.*, **21**(8):785-803. [doi:10.1016/j.cagd.2004.07.008]
- Postnikov, M.M., 1979. *Lectures in Geometry: Linear Algebra and Differential Geometry*. "Nauka", Moscow.
- Pottmann, H., Farin, G., 1995. Developable rational Bézier and B-spline surfaces. *Comput. Aided Geom. Des.*, **12**(5):513-531. [doi:10.1016/0167-8396(94)00031-M]
- Pottmann, H., Wallner, J., 1999. Approximation algorithms for developable surfaces. *Comput. Aided Geom. Des.*, **16**(6):539-556. [doi:10.1016/S0167-8396(99)00012-6]

Pottmann, H., Wallner, J., 2001. Computational Line Geometry. Springer-Verlag, Berlin, p.327-422.

Struik, D.J., 1988. Lectures on Classical Differential Geometry. Dover Publications Inc., New York, p.66-73.

Zeng, L., Liu, Y.J., Chen, M., et al., 2012. Least square quasi-developable mesh approximation. *Comput. Aided Geom. Des.*, **29**(7):565-578. [doi:10.1016/j.cagd.2012.03.009]

## Appendix A: Auxiliary points for $c(u)$ and $d(u)$

We perform here calculations of auxiliary points for the curve  $c(u)$  over the list of knots  $\{0, 0, 0, 0.3, 0.7, 1, 1, 1\}$  which are needed for Example 3, taking into account the fact that blossoms are multiaffine (Eq. (5)):

$$\begin{aligned} c[0, 0, 0] &= c_0 = C_0 = (0, 0, 0), \\ c[0, 0, 0.3] &= c_1 = C_1 = (2, 3, 0), \\ c[0, 0.3, 0.3] &= C_2 = \frac{0.7-0.3}{0.7-0}c[0, 0, 0.3] \\ &\quad + \frac{0.3-0}{0.7-0}c[0, 0.7, 0.3] = \frac{0.4c_1 + 0.3c_2}{0.7} \\ &= (2.86, 3, 0), \\ c[0, 0.3, 0.7] &= c_2 = (4, 3, 0), \\ c[0.3, 0.3, 0.3] &= C_3 = \frac{0.7-0.3}{0.7-0}c[0, 0.3, 0.3] \\ &\quad + \frac{0.3-0}{0.7-0}c[0.3, 0.3, 0.7] = \frac{0.4C_2 + 0.3C_4}{0.7} \\ &= (3.48, 2.61, 0), \\ c[0.3, 0.3, 0.7] &= C_4 = \frac{1-0.3}{1-0}c[0, 0.3, 0.7] \\ &\quad + \frac{0.3-0}{1-0}c[1, 0.3, 0.7] \\ &= 0.7c_2 + 0.3c_3 = (4.3, 2.1, 0), \\ c[0.3, 0.7, 0.7] &= C_5 = \frac{1-0.7}{1-0}c[0, 0.3, 0.7] \\ &\quad + \frac{0.7-0}{1-0}c[1, 0.3, 0.7] = 0.3c_2 + 0.7c_3 \\ &= (4.7, 0.9, 0), \\ c[0.3, 0.7, 1] &= c_3 = (5, 0, 0), \\ c[0.7, 0.7, 0.7] &= C_6 = \frac{1-0.7}{1-0.3}c[0.3, 0.7, 0.7] \\ &\quad + \frac{0.7-0.3}{1-0.3}c[0.7, 0.7, 1] \\ &= \frac{0.3C_5 + 0.4C_7}{0.7} \\ &= (5.52, 1.04, 0.33), \end{aligned}$$

$$\begin{aligned} c[0.7, 0.7, 1] &= C_7 = \frac{1-0.7}{1-0.3}c[0.3, 0.7, 1] \\ &\quad + \frac{0.7-0.3}{1-0.3}c[1, 0.7, 1] = \frac{0.3c_3 + 0.4c_4}{0.7} \\ &= (6.14, 1.14, 0.57), \\ c[0.7, 1, 1] &= c_4 = C_8 = (7, 2, 1), \\ c[1, 1, 1] &= c_5 = C_9 = (9, -1, 3). \end{aligned}$$

Similarly, for  $d(u)$ ,

$$\begin{aligned} d[0, 0, 0] &= d_0 = D_0 = (0, 0, 2), \\ d[0, 0, 0.3] &= d_1 = D_1 = (1.56, 2.34, 2.08), \\ d[0, 0.3, 0.3] &= D_2 = \frac{0.7-0.3}{0.7-0}d[0, 0, 0.3] \\ &\quad + \frac{0.3-0}{0.7-0}d[0, 0.7, 0.3] = \frac{0.4d_1 + 0.3d_2}{0.7} \\ &= (2.21, 2.32, 2.15), \\ d[0.3, 0.3, 0.3] &= D_3 = \frac{0.7-0.3}{0.7-0}d[0, 0.3, 0.3] \\ &\quad + \frac{0.3-0}{0.7-0}d[0.3, 0.3, 0.7] \\ &= \frac{0.4D_2 + 0.3D_4}{0.7} \\ &= (2.67, 1.99, 2.24), \\ d[0, 0.3, 0.7] &= d_2 = (3.09, 2.29, 2.26), \\ d[0.3, 0.3, 0.7] &= D_4 = \frac{1-0.3}{1-0}d[0, 0.3, 0.7] \\ &\quad + \frac{0.3-0}{1-0}d[1, 0.3, 0.7] = 0.7d_2 + 0.3d_3 \\ &= (3.29, 1.56, 2.35), \\ d[0.3, 0.7, 0.7] &= D_5 = \frac{1-0.7}{1-0}d[0, 0.3, 0.7] \\ &\quad + \frac{0.7-0}{1-0}d[1, 0.3, 0.7] = 0.3d_2 + 0.7d_3 \\ &= (3.55, 0.58, 2.46), \\ d[0.3, 0.7, 1] &= d_3 = (3.75, -0.15, 2.55), \\ d[0.7, 0.7, 0.7] &= D_6 = \frac{1-0.7}{1-0.3}d[0.3, 0.7, 0.7] \\ &\quad + \frac{0.7-0.3}{1-0.3}d[0.7, 0.7, 1] \\ &= \frac{0.3D_5 + 0.4D_7}{0.7} \\ &= (4.15, 0.68, 2.84), \\ d[0.7, 0.7, 1] &= D_7 = \frac{1-0.7}{1-0.3}d[0.3, 0.7, 1] \\ &\quad + \frac{0.7-0.3}{1-0.3}d[1, 0.7, 1] = \frac{0.3d_3 + 0.4d_4}{0.7} \\ &= (4.59, 0.75, 3.12), \end{aligned}$$

$$\begin{aligned} d[0.7, 1, 1] &= d_4 = D_8 = (5.22, 1.42, 3.55), \\ d[1, 1, 1] &= d_5 = D_9 = (6.76, -1.00, 5.24). \end{aligned}$$

### Appendix B: Auxiliary points for $d(u)$

We compute here auxiliary points for the curve  $d(u)$  over the list of knots  $\{0, 0, 0, 0.3, 0.7, 1, 1, 1\}$  which are needed for Example 4, using the property of multiaffinity (Eq. (5)) for blossoms:

$$\begin{aligned} d[0, 0, 0] &= d_0 = (0, 0.5, 2), \\ d[0, 0, 0.3] &= d_1 = (1.21, 2.39, 2.31), \\ d[0, 0.3, 0.3] &= \frac{0.7-0.3}{0.7-0}d[0, 0, 0.3] + \frac{0.3-0}{0.7-0}d[0, 0.7, 0.3] \\ &= \frac{0.4d_1 + 0.3d_2}{0.7} = (1.61, 2.30, 2.67), \\ d[0, 0.3, 0.7] &= d_2 = (2.13, 2.17, 3.16), \\ d[0.3, 0.3, 0.7] &= \frac{1-0.3}{1-0}d[0, 0.3, 0.7] \\ &\quad + \frac{0.3-0}{1-0}d[1, 0.3, 0.7] = 0.7d_2 + 0.3d_3 \\ &= (2.02, 1.50, 3.65), \\ d[0.3, 0.7, 0.7] &= \frac{1-0.7}{1-0}d[0, 0.3, 0.7] \\ &\quad + \frac{0.7-0}{1-0}d[1, 0.3, 0.7] = 0.3d_2 + 0.7d_3 \\ &= (1.88, 0.60, 4.31), \\ d[0.3, 0.7, 1] &= d_3 = (1.77, -0.07, 4.80), \\ d[0.7, 0.7, 1] &= \frac{1-0.7}{1-0.3}d[0.3, 0.7, 1] \\ &\quad + \frac{0.7-0.3}{1-0.3}d[1, 0.7, 1] = \frac{0.3d_3 + 0.4d_4}{0.7} \\ &= (1.94, 0.67, 6.04), \\ d[0.7, 1, 1] &= d_4 = (2.07, 1.22, 6.97), \\ d[1, 1, 1] &= d_5 = (2.92, -1.00, 9.08). \end{aligned}$$

### Appendix C: Auxiliary points for $\tilde{c}(u)$ and $\tilde{d}(u)$

Finally we calculate the auxiliary points which are necessary to formally raise the degree of the curve  $\tilde{c}(u)$  with the list of knots  $\{0, 0, 0, 0, 0.3, 0.3, 0.7, 0.7, 1, 1, 1, 1\}$  from four to five using the property of multiaffinity (Eq. (5)) for

blossoms:

$$\begin{aligned} \tilde{c}[0, 0, 0, 0] &= \tilde{c}_0 = (0, 0, 0), \\ \tilde{c}[0, 0, 0, 0.3] &= \tilde{c}_1 = (1.50, 2.25, 0.00), \\ \tilde{c}[0, 0, 0.3, 0.3] &= \tilde{c}_2 = (2.43, 3.00, 0.00), \\ \tilde{c}[0, 0.3, 0.3, 0.3] &= \frac{0.7-0.3}{0.7-0}\tilde{c}[0, 0, 0.3, 0.3] \\ &\quad + \frac{0.3-0}{0.7-0}\tilde{c}[0, 0.7, 0.3, 0.3] \\ &= \frac{0.4\tilde{c}_2 + 0.3\tilde{c}_3}{0.7} = (3.01, 2.90, 0.00), \\ \tilde{c}[0, 0.3, 0.3, 0.7] &= \tilde{c}_3 = (3.79, 2.78, 0.00), \\ \tilde{c}[0.3, 0.3, 0.3, 0.7] &= \frac{0.7-0.3}{0.7-0}\tilde{c}[0, 0.3, 0.3, 0.7] \\ &\quad + \frac{0.3-0}{0.7-0}\tilde{c}[0.7, 0.3, 0.3, 0.7] \\ &= \frac{0.4\tilde{c}_3 + 0.3\tilde{c}_4}{0.7} = (4.09, 2.23, 0.00), \\ \tilde{c}[0.3, 0.3, 0.7, 0.7] &= \tilde{c}_4 = (4.50, 1.50, 0.00), \\ \tilde{c}[0.3, 0.7, 0.7, 0.7] &= \frac{1-0.7}{1-0.3}\tilde{c}[0.3, 0.3, 0.7, 0.7] \\ &\quad + \frac{0.7-0.3}{1-0.3}\tilde{c}[1, 0.3, 0.7, 0.7] \\ &= \frac{0.3\tilde{c}_4 + 0.4\tilde{c}_5}{0.7} = (4.91, 0.93, 0.08), \\ \tilde{c}[0.3, 0.7, 0.7, 1] &= \tilde{c}_5 = (5.21, 0.51, 0.14), \\ \tilde{c}[0.7, 0.7, 0.7, 1] &= \frac{1-0.7}{1-0.3}\tilde{c}[0.3, 0.7, 0.7, 1] \\ &\quad + \frac{0.7-0.3}{1-0.3}\tilde{c}[1, 0.7, 0.7, 1] \\ &= \frac{0.3\tilde{c}_5 + 0.4\tilde{c}_6}{0.7} = (5.99, 1.12, 0.51), \\ \tilde{c}[0.7, 0.7, 1, 1] &= \tilde{c}_6 = (6.57, 1.57, 0.79), \\ \tilde{c}[0.7, 1, 1, 1] &= \tilde{c}_7 = (7.50, 1.25, 1.50), \\ \tilde{c}[1, 1, 1, 1] &= \tilde{c}_8 = (9, -1, 3). \end{aligned}$$

Similarly, for  $\tilde{d}(u)$ ,

$$\begin{aligned} \tilde{d}[0, 0, 0, 0] &= \tilde{d}_0 = (0, 0.5, 2), \\ \tilde{d}[0, 0, 0, 0.3] &= \tilde{d}_1 = (0.91, 1.89, 2.11), \\ \tilde{d}[0, 0, 0.3, 0.3] &= \tilde{d}_2 = (1.51, 2.42, 2.20), \\ \tilde{d}[0, 0.3, 0.3, 0.3] &= \frac{0.7-0.3}{0.7-0}\tilde{d}[0, 0, 0.3, 0.3] \\ &\quad + \frac{0.3-0}{0.7-0}\tilde{d}[0, 0.7, 0.3, 0.3] \\ &= \frac{0.4\tilde{d}_2 + 0.3\tilde{d}_3}{0.7} = (1.89, 2.35, 2.28), \\ \tilde{d}[0, 0.3, 0.3, 0.7] &= \tilde{d}_3 = (2.39, 2.24, 2.37), \end{aligned}$$

$$\begin{aligned}\tilde{d}[0.3, 0.3, 0.3, 0.7] &= \frac{0.7 - 0.3}{0.7 - 0} \tilde{d}[0, 0.3, 0.3, 0.7] \\ &+ \frac{0.3 - 0}{0.7 - 0} \tilde{d}[0.7, 0.3, 0.3, 0.7] \\ &= \frac{0.4\tilde{d}_3 + 0.3\tilde{d}_4}{0.7} = (2.64, 1.82, 2.37),\end{aligned}$$

$$\tilde{d}[0.3, 0.3, 0.7, 0.7] = \tilde{d}_4 = (2.97, 1.26, 2.37),$$

$$\begin{aligned}\tilde{d}[0.3, 0.7, 0.7, 0.7] &= \frac{1 - 0.7}{1 - 0.3} \tilde{d}[0.3, 0.3, 0.7, 0.7] \\ &+ \frac{0.7 - 0.3}{1 - 0.3} \tilde{d}[1, 0.3, 0.7, 0.7] \\ &= \frac{0.3\tilde{d}_4 + 0.4\tilde{d}_5}{0.7} = (3.35, 0.77, 2.35),\end{aligned}$$

$$\tilde{d}[0.3, 0.7, 0.7, 1] = \tilde{d}_5 = (3.64, 0.39, 2.34),$$

$$\begin{aligned}\tilde{d}[0.7, 0.7, 0.7, 1] &= \frac{1 - 0.7}{1 - 0.3} \tilde{d}[0.3, 0.7, 0.7, 1] \\ &+ \frac{0.7 - 0.3}{1 - 0.3} \tilde{d}[1, 0.7, 0.7, 1] \\ &= \frac{0.3\tilde{d}_5 + 0.4\tilde{d}_6}{0.7} = (4.53, 0.95, 2.42),\end{aligned}$$

$$\tilde{d}[0.7, 0.7, 1, 1] = \tilde{d}_6 = (5.20, 1.37, 2.48),$$

$$\tilde{d}[0.7, 1, 1, 1] = \tilde{d}_7 = (6.26, 1.15, 2.87),$$

$$\tilde{d}[1, 1, 1, 1] = \tilde{d}_8 = (8, -1, 4).$$

## Highlights of JZUS (A/B) & FITEE New Website in 2015

(<http://www.zju.edu.cn/jzus/>)

The screenshot shows the website interface for the Journal of Zhejiang University-SCIENCE A (Applied Physics & Engineering) and Journal of Zhejiang University-SCIENCE B (Biomedicine & Biotechnology). The page displays a research article titled "Test-driven verification/validation of model transformations" by László Lengyel and Hassan Charaf. The interface includes a navigation menu, a search bar, and a sidebar with metadata. Seven red circles with numbers 1 through 7 are overlaid on the page to highlight specific features: 1. Home link in the navigation menu; 2. CrossMark logo; 3. English summary (PPT) link; 4. Chinese summary link; 5. Reviewer Comment link; 6. ORCID link; 7. Open peer comments section.

1 New title for JZUS-C since 2015 (FITEE)

2 CrossMark: tracking content changes

3 English summary (PPT)

4 Chinese summary

5 Selected comments from peer reviewers  
(before publication)

6 ORCID: connecting research and researchers

7 Open peer comments (after publication)